



Club Health Assessment for District 335 A through June 2025

			Status	Membership							Reports					Finance		LCIF
Club Number	Club Name	Charter Date		Current Member Count	YTD Members Added	YTD Members Dropped	YTD Net Growth	YTD Net Growth%	Member Count 12 Months Ago	Avg. length of service for dropped members	Months Since Last MMR ***	Yrs. Since Last Officer Report	President Rotation	Vice President Reported ****	Months Since Last Activity Report ***	Account Balance	Donations for current Fiscal Year	
			Number of times on status quo within last two years	If below 15 members appears				If net loss is greater than 20% appears			If no report in 3 months appears in	When more than one year appears in	Number of repeat terms	Notes the officers that do not have an active	If no report at 12 months appears in red			
Clubs less than two years old																		
155971	Hyogo Mirai	09/19/2023	Active	17	7	11	-4	-19.05%	21	1	0		2	P,S,T,M,VP SC	8		\$1,021.62	
179875	Kobe Hikari	01/15/2025	Active	28	30	2	28	100.00%	0	0	0			P,S,T,M,VP SC	0		\$1,000.00	
Clubs more than two years old																		
24276	AKASHI	03/06/1962	Active	49	8	4	4	8.89%	45	28	0			P,S,T,M,VP SC	0		\$9,054.36	
24278	AKASHI CENTRAL	02/07/1971	Active	8	0	2	-2	-20.00%	10	11	1			P,S,T,M,VP SC	15		\$482.92	
Exc Award (06/30/2018)																		
24274	AKASHI FUTAMI	02/11/1971	Active	3	0	0	0	0.00%	3		17			P,S,T,M,VP SC	19		\$290.84	
24277	AKASHI KITA	11/26/1973	Active	6	0	1	-1	-14.29%	7	12	1		14	P,S,T,M,VP SC	2		\$700.04	
30988	AKASHI NISHI	06/23/1975	Active	28	2	10	-8	-22.22%	36	10	0		2	P,S,T,M,VP SC	19		\$12,070.01	
Exc Award (06/30/2016, 06/30/2017, 06/30/20)																		
33493	AKASHI UOZUMI	03/01/1977	Active	14	0	2	-2	-12.50%	16	24	0		2	P,S,T,M,VP SC	21		\$668.00	
Exc Award (06/30/2017)																		
24284	AMAGASAKI	09/12/1957	Active	24	1	1	0	0.00%	24	2	0			P,S,T,M,VP SC	0		\$2,592.64	
Exc Award (06/30/2023)																		
24286	AMAGASAKI KOTONOURA	02/11/1970	Active	12	2	2	0	0.00%	12	23	0		None	P,S,T,M,VP SC	0		\$1,638.79	
Exc Award (06/30/2020, 06/30/2023)																		
38108	AMAGASAKI MUKO	02/22/1980	Active	33	7	2	5	17.86%	28	3	0			P,S,T,M,VP SC	0		\$2,637.44	
Exc Award (06/30/2018)																		
102154	AMAGASAKI SONODA	05/21/2008	Active	55	1	1	0	0.00%	55	2	0			P,S,T,M,VP SC	20		\$1,965.24	
Exc Award (06/30/2017, 06/30/2022, 06/30/20)																		
24281	AMAGASAKI SOUTH	04/16/1966	Active	25	0	2	-2	-7.41%	27	4	6			P,S,T,M,VP SC	0		\$2,162.70	
Exc Award (06/30/2017, 06/30/2022, 06/30/20)																		
24289	ASHIYA	01/15/1958	Active	31	1	1	0	0.00%	31	15	0			P,S,T,M,VP SC	1		\$6,300.38	
61504	ASHIYA HARMONY	02/05/1999	Active	19	2	2	0	0.00%	19	3	0			P,S,T,M,VP SC	1		\$1,629.28	
Exc Award (06/30/2016, 06/30/2018, 06/30/20)																		
24290	ASHIYA HIGASHI	04/08/1966	Active	25	2	6	-4	-13.79%	29	13	0			P,S,T,M,VP SC	2		\$952.60	
Exc Award (06/30/2017, 06/30/2018, 06/30/20)																		



Club Health Assessment for District 335 A through June 2025

			Status	Membership							Reports					Finance	LCIF
Club Number	Club Name	Charter Date		Current Member Count	YTD Members Added	YTD Members Dropped	YTD Net Growth	YTD Net Growth%	Member Count 12 Months Ago	Avg. length of service for dropped members	Months Since Last MMR ***	Yrs. Since Last Officer Report	President Rotation	Vice President Reported ****	Months Since Last Activity Report ***	Account Balance	Donations for current Fiscal Year
			Number of times on status quo within last two years	If below 15 members appears				If net loss is greater than 20% appears			If no report in 3 months appears in	When more than one year appears in	Number of repeat terms	Notes the officers that do not have appears in an active	If no report at 12 months red		
24298	HIKAMI	03/28/1965	Active	20	3	7	-4	-16.67%	24	17	0			P,S,T,M,VP SC	1		\$1,409.91
Exc Award (06/30/2017)																	
24307	INAMI	01/08/1964	Active	32	0	4	-4	-11.11%	36	11	0			P,S,T,M,VP SC	0		\$1,659.96
Exc Award (06/30/2017, 06/30/2022)																	
24308	ITAMI	03/21/1960	Active	21	2	2	0	0.00%	21	11	0			P,S,T,M,VP SC	2		\$1,171.10
Exc Award (06/30/2017, 06/30/2018, 06/30/20																	
24311	ITAMI INANO	11/22/1966	Active	23	2	3	-1	-4.17%	24	26	0			P,S,T,M,VP SC	1		\$7,795.58
Exc Award (06/30/2023)																	
24312	IZANAGI L C	11/25/1965	Active	5	0	2	-2	-28.57%	7	6	0			P,S,T,M,VP SC	5		\$60.00
24315	JOTO	02/23/1969	Active	11	1	1	0	0.00%	11	0	2		2	P,S,T,M,VP SC	7		\$1,000.05
Exc Award (06/30/2017)																	
24316	KAIBARA	03/08/1964	Active	21	3	3	0	0.00%	21	24	5			P,S,T,M,VP SC	5		\$2,256.90
24324	KASUGA	03/17/1968	Active	10	0	6	-6	-37.50%	16	22	0			P,S,T,M,VP SC	7		\$4,143.46
Exc Award (06/30/2016, 06/30/2017, 06/30/20																	
24322	KAWANISHI	09/09/1958	Active	53	8	6	2	3.92%	51	4	0			P,S,T,M,VP SC	0		\$15,502.37
Exc Award (06/30/2018, 06/30/2019, 06/30/20																	
36785	KAWANISHI CHUO	03/05/1979	Active	27	1	1	0	0.00%	27	7	0			P,S,T,M,VP SC	1		\$2,613.16
Exc Award (06/30/2020, 06/30/2023)																	
62593	KOBE CENTURY	12/21/1999	Active	38	2	8	-6	-13.64%	44	14	0			P,S,T,M,VP SC	3		\$108.06
Exc Award (06/30/2017, 06/30/2022, 06/30/20																	
43299	KOBE CHUO	12/06/1983	Active	18	0	0	0	0.00%	18		15		2	P,S,T,M,VP SC	0		\$397.00
24332	KOBE EAST	11/08/1957	Active	23	0	7	-7	-23.33%	30	5	0			P,S,T,M,VP SC	24+		\$298.21
Exc Award (06/30/2016, 06/30/2018, 06/30/20																	
31381	KOBE FUKIAI	11/10/1975	Cancelled(6*)	0	1	11	-10	-100.00%	10	37	0		None	P,S,T,M,VP SC	0		\$65.00
Exc Award (06/30/2018)																	
44692	KOBE HIGASHINADA MARINE	02/11/1985	Cancelled(6*)	0	0	9	-9	-100.00%	9	30	0		None	P,S,T,M,VP SC	15		\$328.13
Exc Award (06/30/2017, 06/30/2018)																	
24330	KOBE HOST	02/10/1953	Active	101	13	11	2	2.02%	99	16	0			P,S,T,M,VP SC	4		\$13,383.80




Club Health Assessment for District 335 A through June 2025

			Status	Membership							Reports					Finance	LCIF
Club Number	Club Name	Charter Date		Current Member Count	YTD Members Added	YTD Members Dropped	YTD Net Growth	YTD Net Growth%	Member Count 12 Months Ago	Avg. length of service for dropped members	Months Since Last MMR ***	Yrs. Since Last Officer Report	President Rotation	Vice President Reported ****	Months Since Last Activity Report ***	Account Balance	Donations for current Fiscal Year
			Number of times on status quo within last two years	If below 15 members appears				If net loss is greater than 20% appears			If no report in 3 months appears in	When more than one year appears in	Number of repeat terms	Notes the officers that do not have an active	If no report at 12 months appears in red		
Exc Award (06/30/2016, 06/30/2017, 06/30/2020) 29759 KOBE HYOGO CITY 08/06/1974			Active	16	1	3	-2	-11.11%	18	6	0			P,S,T,M,VP SC	1		\$946.72
Exc Award (06/30/2020, 06/30/2021) 24340 KOBE IKUTA 06/18/1965			Active	18	1	2	-1	-5.26%	19	3	0			P,S,T,M,VP SC	24+		\$1,122.74
Exc Award (06/30/2018, 06/30/2020) 116723 KOBE KITANO 05/01/2012			Active	22	0	3	-3	-12.00%	25	5	6		2	P,S,T,M,VP SC	N/A		\$118.42
24337 KOBE KONAN 02/21/1964			Active	42	6	4	2	5.00%	40	12	0			P,S,T,M,VP SC	20		\$6,151.44
Exc Award (06/30/2017, 06/30/2018, 06/30/2020) 24326 KOBE MINATO 11/26/1968			Active	26	0	6	-6	-18.75%	32	9	0			P,S,T,M,VP SC	16		\$586.76
Exc Award (06/30/2018, 06/30/2019, 06/30/2020) 24329 KOBE NADA 02/26/1965			Active	20	2	0	2	11.11%	18		0			P,S,T,M,VP SC	2		\$433.34
Exc Award (06/30/2018) 35313 KOBE NAGATA 04/24/1978			Active	15	0	1	-1	-6.25%	16	3	0			P,S,T,M,VP SC	1		\$164.64
58020 KOBE NOJIGIKU muse 03/21/1996			Active	35	4	7	-3	-7.89%	38	7	0		None	P,S,T,M,VP SC	9		\$1,364.63
Exc Award (06/30/2016, 06/30/2018, 06/30/2020) 24333 KOBE ROKKO PORT 10/02/1962			Active	14	1	2	-1	-6.67%	15	35	6			P,S,T,M,VP SC	1		\$1,290.50
24334 KOBE SANNOMIYA 12/08/1960			Active	12	2	3	-1	-7.69%	13	20	0			P,S,T,M,VP SC	3		\$134.50
24336 KOBE SUMA 08/03/1963			Active	40	3	3	0	0.00%	40	19	0			P,S,T,M,VP SC	12		\$5,086.51
Exc Award (06/30/2016, 06/30/2019) 24335 KOBE WEST 09/11/1958			Active	33	8	9	-1	-2.94%	34	5	0			P,S,T,M,VP SC	3		\$9,094.41
Exc Award (06/30/2016, 06/30/2017) 24341 KONDA 06/29/1973			Active	21	3	0	3	16.67%	18		6			P,S,T,M,VP SC	24+		\$1,050.12
24343 MIHARA 11/05/1973			Active	32	0	2	-2	-5.88%	34	20	0			P,S,T,M,VP SC	0		\$8,165.28
Exc Award (06/30/2018, 06/30/2019, 06/30/2020) 24352 NISHIKI 06/29/1973			Active	14	3	0	3	27.27%	11		1			P,S,T,M,VP SC	24+	90+ Days	\$1,000.03
24354 NISHINOMIYA EBISU 03/08/1970			Active	48	11	5	6	14.29%	42	38	0			P,S,T,M,VP SC	1		\$2,507.04
Exc Award (06/30/2017, 06/30/2018, 06/30/2020) 24353 NISHINOMIYA KABUTOYAMA 12/10/1973			Active	18	0	3	-3	-14.29%	21	43	0			P,S,T,M,VP SC	0		\$629.27



Club Health Assessment for District 335 A through June 2025


			Status	Membership							Reports					Finance	LCIF
Club Number	Club Name	Charter Date		Current Member Count	YTD Members Added	YTD Members Dropped	YTD Net Growth	YTD Net Growth%	Member Count 12 Months Ago	Avg. length of service for dropped members	Months Since Last MMR ***	Yrs. Since Last Officer Report	President Rotation	Vice President Reported ****	Months Since Last Activity Report ***	Account Balance	Donations for current Fiscal Year
			Number of times on status quo within last two years	If below 15 members appears				If net loss is greater than 20% appears			If no report in 3 months appears in	When more than one year appears in	Number of repeat terms	Notes the officers that do not have an active	If no report at 12 months appears in red		
Exc Award (06/30/2017, 06/30/2018, 06/30/2024351	NISHINOMIYA KOSHIE	03/19/1966	Active	20	3	0	3	17.65%	17		8			P,S,T,M,VP SC	2		\$1,084.03
Exc Award (06/30/2016, 06/30/2017, 06/30/2024349	NISHINOMIYA SAKURA	12/07/1960	Active	6	0	1	-1	-14.29%	7	55	11		None	P,S,T,M,VP SC	24+		\$100.00
65053	NISHINOMIYA WHITE	03/01/2002	Active	27	5	3	2	8.00%	25	16	0			P,S,T,M,VP SC	0		\$6,887.84
Exc Award (06/30/2016, 06/30/2019, 06/30/2024361	SANDA	07/09/1963	Active	26	2	0	2	8.33%	24		4			P,S,T,M,VP SC	12		\$5,268.13
Exc Award (06/30/2017)																	
24362	SANNAN	10/30/1966	Active	11	0	1	-1	-8.33%	12	33	0			P,S,T,M,VP SC	20		\$2,664.64
24363	SASAYAMA	07/03/1966	Active	24	2	2	0	0.00%	24	8	10			P,S,T,M,VP SC	24+		\$4,416.49
Exc Award (06/30/2017, 06/30/2018, 06/30/2024365	SUMOTO	12/06/1960	Active	50	3	1	2	4.17%	48	1	1			P,S,T,M,VP SC	0		\$1,190.84
Exc Award (06/30/2016, 06/30/2017, 06/30/2024366	SUMOTO ONOKORO	05/29/1964	Active	34	4	3	1	3.03%	33	9	0			P,S,T,M,VP SC	0		\$883.34
Exc Award (06/30/2016, 06/30/2018, 06/30/2024367	TAKARAZUKA	04/06/1961	Active	32	2	2	0	0.00%	32	3	0			P,S,T,M,VP SC	2		\$9,113.31
24369	TAKARAZUKA GREEN	06/29/1971	Active	28	2	2	0	0.00%	28	30	0			P,S,T,M,VP SC	16		\$540.01
Exc Award (06/30/2017)																	
24370	TAKI	05/23/1972	Active	29	3	3	0	0.00%	29	7	0			P,S,T,M,VP SC	3		\$1,703.49
Exc Award (06/30/2016, 06/30/2017, 06/30/2024359	TANNAN	03/29/1970	Active	11	1	0	1	10.00%	10		0			P,S,T,M,VP SC	24+		\$1,173.38
Exc Award (06/30/2018)																	
34575	TSUNA	10/24/1977	Active	31	3	1	2	6.90%	29	9	0			P,S,T,M,VP SC	0		\$3,761.26

Clubs Cancelled Previous Fiscal Year – Clubs Cancelled within last 12 months may be reinstated

Club Number	Club Name	Charter Date	Current Status*	Cancellation Date
67459	AKASHI SHIOSAI	03/24/2003	Cancelled(7*)	06/29/2024
24310	ITAMI SASAHARA	03/28/1973	Cancelled(6*)	06/29/2024



Club Health Assessment for District 335 A through June 2025

 Club Number Club Name Charter Date			Status		Membership							Reports				Finance		LCIF		
					Current Member Count	YTD Members Added	YTD Members Dropped	YTD Net Growth	YTD Net Growth%	Member Count 12 Months Ago	Avg. length of service for dropped members	Months Since Last MMR ***	Yrs. Since Last Officer Report	President Rotation	Vice President Reported ****	Months Since Last Activity Report ***	Account Balance	Donations for current Fiscal Year		
			Number of times on status quo within last two years	If below 15 members appears				If net loss is greater than 20% appears				If no report in 3 months appears in	When more than one year appears in	Number of repeat terms	Notes the officers that do not have an active	If no report at 12 months appears in red				
49930	KOBE HARBOR	10/23/1989	Cancelled(6*)	06/29/2024																
58842	KOBE RAINBOW	11/12/1996	Cancelled(6*)	06/29/2024																
24339	KOBE TARUMI	12/17/1964	Cancelled(6*)	06/29/2024																
99978	KOBE TIARA	07/31/2007	Cancelled(6*)	05/29/2024																
24357	SEIDAN	04/23/1970	Cancelled(6*)	10/29/2023																
Current Total Clubs Count	YTD New Clubs Count	YTD Cancelled Clubs Count	YTD Net Club Gain	Current Total Members Count	YTD Add	YTD Drop	YTD Net Growth	YTD Net Growth %	Member Count 12 Months Ago	Average Member Count Per Club	% of Clubs with less than 20 members	% No MMR in 3 Months	% No Officer Report in 12 Months	% of Clubs with balance 90+ days	Number of Clubs in Status Quo	% Status Quo Clubs in Financial Suspension	Number of Cancelled Clubs	Average Cancelled Club Age	Members Lost Due to Cancellation	% of Clubs Cancelled for Non-Financial Reasons
60	1	2	-1	1,535	174	202	-28	-1.79%	1,563	26	35%	18%	0%	2%	0	0%	2	177	20	100%

* - P - Priority Club. Cancellation Reasons: 1-Objectives/conduct, 2-Non-active club, 5-Non-existing club, 6-Disbanding, 7-Merger, 8-Financial Suspension, 9-District/Multiple District Dues.

** - Abbreviation: P-President, S-Secretary, T-Treasurer, M-Member Chairperson, VP-First Vice President, MC-Communications Chairperson, SC-Service Chairperson

*** - Abbreviation: N/R - Never reported using the Lions Clubs website, N/A - Not applicable, No password registered for the Lions Clubs website.

**** - Abbreviation: N - New, IP - Immediate Past, R - Repeat.



Club Health Assessment for District 335 B through June 2025

			Status	Membership							Reports					Finance	LCIF
Club Number	Club Name	Charter Date		Current Member Count	YTD Members Added	YTD Members Dropped	YTD Net Growth	YTD Net Growth%	Member Count 12 Months Ago	Avg. length of service for dropped members	Months Since Last MMR ***	Yrs. Since Last Officer Report	President Rotation	Vice President Reported ****	Months Since Last Activity Report ***	Account Balance	Donations for current Fiscal Year
			Number of times on status quo within last two years	If below 15 members appears				If net loss is greater than 20% appears			If no report in 3 months appears in	When more than one year appears in	Number of repeat terms	Notes the officers that do not have an active	If no report at 12 months appears in red		
Clubs less than two years old																	
158063	Hirakata Hikoboshi	06/07/2024	Active	39	3	3	0	0.00%	39	4	0		2	P,S,T,M,VP SC	N/A		\$1,863.51
171318	Kishu Aoi	05/24/2024	Active	67	12	15	-3	-4.29%	70	16	0		2	P,S,T,M,VP SC	1		\$7,062.95
171317	Osaka Chuo	05/24/2024	Active	68	16	7	9	15.25%	59	8	0		2	P,S,T,M,VP SC	4		\$8,509.37
173557	OSAKA SAMURAI	07/22/2024	Active	15	22	7	15	100.00%	0	0	0			P,S,T,M,VP SC	N/A		\$387.32
157800	Osaka United Pride	03/29/2024	Active	32	13	2	11	52.38%	21	1	0		2	P,S,T,M,VP SC	1		\$667.71
Clubs more than two years old																	
23732	ARIDA Exc Award (06/30/2018)	03/07/1962	Active	72	5	6	-1	-1.37%	73	15	0			P,S,T,M,VP SC	0		\$7,423.34
23733	DAITO	12/01/1968	Active	19	1	0	1	5.56%	18		0			P,S,T,M,VP SC	24+		\$3,274.93
23734	FUJIIIDERA	06/09/1968	Active	64	12	5	7	12.28%	57	11	0			P,S,T,M,VP SC	0		\$18,359.49
23738	GOBO	06/18/1966	Active	39	2	3	-1	-2.50%	40	15	0			P,S,T,M,VP SC	0		\$5,944.55
37652	GOBO CHUO	10/31/1979	Active	55	5	5	0	0.00%	55	17	0			P,S,T,M,VP SC	0		\$6,107.03
23739	HABIKINO	11/08/1964	Active	50	5	0	5	11.11%	45		0			P,S,T,M,VP SC	1		\$4,138.07
23740	HASHIMOTO	06/21/1966	Active	25	0	0	0	0.00%	25		2			P,S,T,M,VP SC	0		\$2,149.14
23743	HIGASHI OSAKA	09/01/1959	Active	32	4	5	-1	-3.03%	33	16	0			P,S,T,M,VP SC	5	90+ Days	\$9,108.48
23735	HIGASHI OSAKA FUSE	02/01/1960	Active	26	0	1	-1	-3.70%	27	14	0			P,S,T,M,VP SC	1		\$4,667.36
23755	HIGASHI OSAKA KAWACHI	05/01/1962	Cancelled(6*)	0	0	22	-22	-100.00%	22	13	0		None	P,S,T,M,VP SC	1		\$2,197.30
23737	HIGASHI OSAKA KIKUSUI	02/11/1968	Active	23	2	11	-9	-28.13%	32	18	0		2	P,S,T,M,VP SC	0		\$3,287.93
105232	HIGASHIOSAKA DAITONAWATE	04/10/2009	Active	44	3	7	-4	-8.33%	48	5	0			P,S,T,M,VP SC	6		\$5,548.72
39385	HIGASHIOSAKA HIGASHI	01/31/1981	Active	19	2	5	-3	-13.64%	22	5	0			P,S,T,M,VP SC	0		\$697.12
78928	HIGASHIOSAKA KUSUNOKI Exc Award (06/30/2024)	04/30/2004	Active	49	2	8	-6	-10.91%	55	10	0			P,S,T,M,VP SC	0		\$3,361.70
23742	HIRAKATA	06/15/1958	Active	114	7	20	-13	-10.24%	127	10	0			P,S,T,M,VP SC	0		\$9,494.59
28159	HIRAKATA CHUO	03/12/1974	Active	25	0	2	-2	-7.41%	27	3	0			P,S,T,M,VP SC	1		\$1,875.88



Club Health Assessment for District 335 B through June 2025

			Status	Membership							Reports					Finance	LCIF
Club Number	Club Name	Charter Date		Current Member Count	YTD Members Added	YTD Members Dropped	YTD Net Growth	YTD Net Growth%	Member Count 12 Months Ago	Avg. length of service for dropped members	Months Since Last MMR ***	Yrs. Since Last Officer Report	President Rotation	Vice President Reported ****	Months Since Last Activity Report ***	Account Balance	Donations for current Fiscal Year
			Number of times on status quo within last two years	If below 15 members appears				If net loss is greater than 20% appears			If no report in 3 months appears in	When more than one year appears in	Number of repeat terms	Notes the officers that do not have an active	If no report at 12 months red		
43693	HIRAKATA ROSE	03/26/1984	Active	93	10	6	4	4.49%	89	21	0			P,S,T,M,VP SC	9		\$17,671.38
126047	Hirakata Senior	10/27/2015	Active	29	0	1	-1	-3.33%	30	3	6		2	P,S,T,M,VP SC	0		\$943.44
150910	Hokusetsu Mirai	05/24/2022	Active	23	1	1	0	0.00%	23	3	0			P,S,T,M,VP SC	6		\$413.44
75993	HOKUSETSU ROSE	06/30/2003	Active	16	0	0	0	0.00%	16		14			P,S,T,M,VP SC	0		\$1,297.30
23744	IBARAKI	10/07/1961	Active	125	3	6	-3	-2.34%	128	19	0			P,S,T,M,VP SC	0		\$29,857.04
61561	IBARAKI HARMONY	02/26/1999	Active	24	2	0	2	9.09%	22		5			P,S,T,M,VP SC	4		\$6,016.97
Exc Award (06/30/2017, 06/30/2018)																	
40581	IBARAKI OAK	11/02/1981	Active	56	2	2	0	0.00%	56	29	0			P,S,T,M,VP SC	1		\$2,202.10
50681	IBARAKI ROSE	06/07/1990	Active	40	1	1	0	0.00%	40	5	0			P,S,T,M,VP SC	0		\$5,519.66
23745	IKEDA	11/04/1959	Active	50	5	2	3	6.38%	47	11	0			P,S,T,M,VP SC	9		\$7,009.38
23746	ITO KOYASAN L C	10/23/1962	Active	16	1	5	-4	-20.00%	20	15	0			P,S,T,M,VP SC	0		\$1,172.07
37897	IZUMI CHUO	12/26/1979	Active	46	11	1	10	27.78%	36	33	0			P,S,T,M,VP SC	1		\$9,905.17
23748	IZUMI OTSU	02/14/1961	Active	103	10	4	6	6.19%	97	4	0			P,S,T,M,VP SC	3		\$8,913.47
78926	IZUMI SOLEIL	04/30/2004	Active	62	7	1	6	10.71%	56	1	0			P,S,T,M,VP SC	16		\$4,019.79
23747	IZUMIOSAKA	11/12/1963	Active	34	4	30	-26	-43.33%	60	4	0			P,S,T,M,VP SC	24+		\$266.71
23750	IZUMISANO CHUO	03/23/1969	Active	59	5	3	2	3.51%	57	4	0			P,S,T,M,VP SC	2		\$4,669.60
23752	KAINAN	01/21/1961	Cancelled(6*)	0	0	26	-26	-100.00%	26	24	0		None	P,S,T,M,VP SC	3		\$1,186.49
23753	KAIZUKA	03/31/1963	Active	36	5	3	2	5.88%	34	24	0			P,S,T,M,VP SC	1		\$6,034.37
23756	KASHIWARA	05/08/1963	Active	93	1	0	1	1.09%	92		0			P,S,T,M,VP SC	0		\$27,105.32
150914	Katano Orihime	05/25/2022	Active	41	3	3	0	0.00%	41	2	0			P,S,T,M,VP SC	0		\$4,526.03
23758	KATSUURA	05/07/1962	Active	36	6	4	2	5.88%	34	25	0			P,S,T,M,VP SC	0		\$2,374.24
23754	KAWACHINAGANO	04/01/1965	Active	34	8	3	5	17.24%	29	11	0			P,S,T,M,VP SC	0		\$2,756.24
23832	KII TANABE	01/31/1959	Active	81	7	2	5	6.58%	76	10	0			P,S,T,M,VP SC	0		\$10,867.08
23760	KISHIWADA	10/27/1960	Active	48	2	0	2	4.35%	46		0			P,S,T,M,VP SC	1		\$11,261.77
23759	KISHIWADA CHIKIRI	01/28/1974	Active	62	4	1	3	5.08%	59	7	0			P,S,T,M,VP SC	0		\$10,988.91



Club Health Assessment for District 335 B through June 2025

			Status	Membership							Reports					Finance	LCIF
Club Number	Club Name	Charter Date		Current Member Count	YTD Members Added	YTD Members Dropped	YTD Net Growth	YTD Net Growth%	Member Count 12 Months Ago	Avg. length of service for dropped members	Months Since Last MMR ***	Yrs. Since Last Officer Report	President Rotation	Vice President Reported ****	Months Since Last Activity Report ***	Account Balance	Donations for current Fiscal Year
			Number of times on status quo within last two years	If below 15 members appears				If net loss is greater than 20% appears			If no report in 3 months appears in	When more than one year appears in	Number of repeat terms	Notes the officers that do not have an active	If no report at 12 months red		
23761	KISHIWADA CHUO	03/21/1964	Active	41	4	0	4	10.81%	37		0			P,S,T,M,VP SC	2		\$11,303.61
	Exc Award (06/30/2024)																
67460	KISHIWADA COSMOS	03/24/2003	Active	54	8	5	3	5.88%	51	4	0			P,S,T,M,VP SC	2		\$13,418.22
61392	KISHIWADA UNITY	12/22/1998	Active	16	3	2	1	6.67%	15	2	6		3	P,S,T,M,VP SC	24+		\$100.01
153447	Kitaosaka Mirai	01/06/2023	Active	38	4	0	4	11.76%	34		1			P,S,T,M,VP SC	9		\$3,061.11
23764	KUSHIMOTO	05/30/1962	Active	37	4	4	0	0.00%	37	25	0			P,S,T,M,VP SC	3		\$6,270.53
23765	MATSUBARA	06/29/1964	Active	66	3	7	-4	-5.71%	70	35	0			P,S,T,M,VP SC	1		\$16,817.47
23766	MINABE	03/16/1969	Active	36	3	3	0	0.00%	36	12	0			P,S,T,M,VP SC	17		\$2,477.49
96834	MINAMI OSAKA MISASAGI	04/03/2006	Cancelled(7*)	0	2	28	-26	-100.00%	26	7	0		None	P,S,T,M,VP SC	6		\$6,483.55
23767	MINOH	05/10/1961	Active	51	7	5	2	4.08%	49	24	0			P,S,T,M,VP SC	4		\$9,668.08
37898	MINOO SENBA	12/19/1979	Active	26	2	6	-4	-13.33%	30	7	0			P,S,T,M,VP SC	0		\$1,701.41
31496	MISAKI	12/08/1975	Active	35	3	0	3	9.38%	32		0			P,S,T,M,VP SC	5		\$2,541.51
23769	MORIGUCHI	10/13/1960	Active	51	4	6	-2	-3.77%	53	7	0			P,S,T,M,VP SC	11		\$9,547.62
23770	NAGA	10/27/1963	Active	51	6	3	3	6.25%	48	6	0			P,S,T,M,VP SC	0		\$1,705.21
33195	NANKISHIRAHAMA	12/31/1976	Active	19	4	4	0	0.00%	19	6	0			P,S,T,M,VP SC	1		\$1,217.31
33161	NEYAGAWA CHUO	12/23/1976	Active	63	2	5	-3	-4.55%	66	5	0			P,S,T,M,VP SC	0		\$3,482.53
33162	NOSE	12/23/1976	Active	23	1	4	-3	-11.54%	26	13	0			P,S,T,M,VP SC	0		\$1,939.26
23787	OSAKA	04/16/1953	Active	82	12	6	6	7.89%	76	27	0			P,S,T,M,VP SC	4		\$19,806.85
23777	OSAKA ABENO	01/26/1963	Active	27	1	0	1	3.85%	26		0			P,S,T,M,VP SC	2		\$3,434.08
23790	OSAKA CHYUBU	03/22/1962	Active	22	4	5	-1	-4.35%	23	33	0			P,S,T,M,VP SC	2		\$1,667.65
141315	Osaka Connect	04/02/2020	Active	13	7	8	-1	-7.14%	14	2	1			P,S,T,M,VP SC	16		\$100.00
61748	OSAKA COSMOS	04/01/1999	Active	25	3	5	-2	-7.41%	27	8	0			P,S,T,M,VP SC	0		\$7,002.06
23788	OSAKA DOJIMA	03/26/1961	Active	35	0	6	-6	-14.63%	41	12	0			P,S,T,M,VP SC	2		\$1,287.30
101610	OSAKA DREAM	03/28/2008	Active	10	1	12	-11	-52.38%	21	10	3		None	P,S,T,M,VP SC	24+		\$1,000.00
23780	OSAKA FUKUSHIMA	11/01/1963	Active	41	1	12	-11	-21.15%	52	12	0			P,S,T,M,VP SC	8		\$2,405.62




Club Health Assessment for District 335 B through June 2025

			Status	Membership							Reports					Finance		LCIF
Club Number	Club Name	Charter Date		Current Member Count	YTD Members Added	YTD Members Dropped	YTD Net Growth	YTD Net Growth%	Member Count 12 Months Ago	Avg. length of service for dropped members	Months Since Last MMR ***	Yrs. Since Last Officer Report	President Rotation	Vice President Reported ****	Months Since Last Activity Report ***	Account Balance	Donations for current Fiscal Year	
			Number of times on status quo within last two years	If below 15 members appears				If net loss is greater than 20% appears			If no report in 3 months appears in	When more than one year appears in	Number of repeat terms	Notes the officers that do not have an active	If no report at 12 months appears in red			
98758	OSAKA GINBASHI	03/13/2007	Active	15	2	1	1	7.14%	14	1	4		2	P,S,T,M,VP SC	24+		\$224.92	
23782	OSAKA HIGASHISUMIYOSHI HIRANO	06/25/1963	Active	9	1	0	1	12.50%	8		6			P,S,T,M,VP SC	24+		\$585.95	
23821	OSAKA HIGASHIYODO	11/05/1973	Active	20	2	11	-9	-31.03%	29	8	0			P,S,T,M,VP SC	4		\$5,374.37	
Exc Award (06/30/2016, 06/30/2017)																		
23810	OSAKA IKUNO	11/13/1964	Active	46	0	7	-7	-13.21%	53	9	0		2	P,S,T,M,VP SC	1		\$5,661.81	
151091	Osaka Joinus	06/15/2022	Active	20	3	4	-1	-4.76%	21	2	0			P,S,T,M,VP SC	8		\$20,455.58	
23779	OSAKA JOTO	04/28/1964	Active	22	4	2	2	10.00%	20	12	-1			P,S,T,M,VP SC	7		\$1,493.39	
67607	OSAKA MARGUERITE	04/04/2003	Active	31	2	1	1	3.33%	30	3	5			P,S,T,M,VP SC	3		\$1,511.54	
23795	OSAKA MINATO	08/20/1960	Active	65	23	6	17	35.42%	48	11	0			P,S,T,M,VP SC	1		\$10,901.41	
23820	OSAKA MIOTSUKUSHI	04/24/1972	Active	35	1	7	-6	-14.63%	41	8	0		2	P,S,T,M,VP SC	1		\$5,461.75	
23798	OSAKA MIYAKOJIMA	08/18/1962	Active	27	1	6	-5	-15.63%	32	23	0			P,S,T,M,VP SC	18		\$2,930.75	
23772	OSAKA NAKANOSHIMA	11/16/1973	Active	20	2	4	-2	-9.09%	22	8	0			P,S,T,M,VP SC	24+		\$481.40	
98759	OSAKA NAMIHAYA	03/13/2007	Active	44	1	3	-2	-4.35%	46	3	0			P,S,T,M,VP SC	1		\$2,636.36	
Exc Award (06/30/2023)																		
46564	OSAKA NANBA	09/02/1986	Active	24	3	4	-1	-4.00%	25	14	0			P,S,T,M,VP SC	9		\$4,050.44	
23784	OSAKA NANIWA	02/25/1963	Cancelled(7*)	0	1	24	-23	-100.00%	23	13	0		None	P,S,T,M,VP SC	1		\$2,603.21	
23806	OSAKA NISHIYODO	07/27/1963	Active	20	2	0	2	11.11%	18		0		2	P,S,T,M,VP SC	3	90+ Days	\$357.12	
23796	OSAKA NORTH	01/26/1962	Active	46	1	4	-3	-6.12%	49	3	1			P,S,T,M,VP SC	1		\$7,083.04	
Exc Award (06/30/2016)																		
23783	OSAKA OTEMAE	06/20/1963	Active	18	1	0	1	5.88%	17		7			P,S,T,M,VP SC	1		\$2,549.71	
67347	OSAKA PLUM	02/17/2003	Active	21	0	0	0	0.00%	21		0			P,S,T,M,VP SC	0		\$2,257.86	
68667	OSAKA SAKURA	04/30/2003	Active	27	2	2	0	0.00%	27	14	0			P,S,T,M,VP SC	0		\$2,315.76	
35274	OSAKA SAKURANOMIYA	03/06/1978	Active	127	16	18	-2	-1.55%	129	7	0			P,S,T,M,VP SC	7		\$10,516.70	
Exc Award (06/30/2016)																		
61183	OSAKA SENIOR	10/12/1998	Active	10	7	15	-8	-44.44%	18	17	-1			P,S,T,M,VP SC	24+		\$100.00	
39386	OSAKA SHINOSAKA	01/27/1981	Active	12	1	3	-2	-14.29%	14	18	0			P,S,T,M,VP SC	1		\$467.98	



Club Health Assessment for District 335 B through June 2025

			Status	Membership							Reports					Finance	LCIF	
Club Number	Club Name	Charter Date		Current Member Count	YTD Members Added	YTD Members Dropped	YTD Net Growth	YTD Net Growth%	Member Count 12 Months Ago	Avg. length of service for dropped members	Months Since Last MMR ***	Yrs. Since Last Officer Report	President Rotation	Vice President Reported ****	Months Since Last Activity Report ***	Account Balance	Donations for current Fiscal Year	
			Number of times on status quo within last two years	If below 15 members appears					If net loss is greater than 20% appears			If no report in 3 months appears in	When more than one year appears in	Number of repeat terms	Notes the officers that do not have an active	If no report at 12 months appears in red		
Exc Award (06/30/2016)																		
23819	OSAKA SONEZAKI	02/28/1973	Active	15	1	0	1	7.14%	14		10			P,S,T,M,VP SC	24+		\$200.00	
23797	OSAKA SOUTH	02/27/1958	Active	27	2	2	0	0.00%	27	44	1			P,S,T,M,VP SC	0		\$215.63	
23814	OSAKA SUMINOE	09/16/1970	Active	50	6	5	1	2.04%	49	13	0			P,S,T,M,VP SC	1		\$7,369.26	
23817	OSAKA SUMIYOSHI	03/10/1970	Active	25	16	5	11	78.57%	14	31	0		2	P,S,T,M,VP SC	2		\$1,744.04	
23802	OSAKA TAISHO	11/06/1962	Active	35	1	7	-6	-14.63%	41	8	0			P,S,T,M,VP SC	0		\$3,321.85	
23808	OSAKA TEIRYO	06/21/1964	Active	21	0	3	-3	-12.50%	24	11	0		None	P,S,T,M,VP SC	0		\$9,450.62	
23812	OSAKA TENJINBASHI	10/30/1966	Active	26	0	0	0	0.00%	26		0			P,S,T,M,VP SC	0		\$2,618.74	
23801	OSAKA TENMA	09/18/1962	Active	32	4	6	-2	-5.88%	34	19	0			P,S,T,M,VP SC	2		\$978.54	
23800	OSAKA TENNOJI KOZU	03/07/1961	Active	35	0	1	-1	-2.78%	36	18	0			P,S,T,M,VP SC	0		\$21,447.33	
23822	OSAKA TSURUMI	11/08/1973	Active	40	0	5	-5	-11.11%	45	21	0			P,S,T,M,VP SC	7		\$7,352.59	
23807	OSAKA UMEDA	09/16/1958	Active	25	1	2	-1	-3.85%	26	8	0			P,S,T,M,VP SC	2		\$2,915.69	
Exc Award (06/30/2018)																		
37754	OSAKA UMEDA CHUO	11/27/1979	Active	34	10	7	3	9.68%	31	19	0		2	P,S,T,M,VP SC	1		\$2,780.48	
Exc Award (06/30/2017)																		
141513	Osaka Wakajishi	04/28/2020	Active	23	3	1	2	9.52%	21	5	0			P,S,T,M,VP SC	3		\$51,235.10	
23816	OSAKA WEST	03/26/1960	Active	50	3	3	0	0.00%	50	13	0			P,S,T,M,VP SC	2		\$21,442.26	
23774	OSAKA YAMATOGAWA	10/19/1971	Cancelled(7*)	0	0	21	-21	-100.00%	21	22	0		None	P,S,T,M,VP SC	16		\$1,148.14	
23803	OSAKA YODOGAWA	11/29/1962	Active	28	1	2	-1	-3.45%	29	4	2			P,S,T,M,VP SC	1		\$720.11	
Exc Award (06/30/2016)																		
29758	OSAKA YUHIGAOKA	08/06/1974	Cancelled(6*)	0	0	11	-11	-100.00%	11	22	6		None	P,S,T,M,VP SC	6		\$3,569.70	
50737	OSAKASAYAMA	06/25/1990	Active	42	9	5	4	10.53%	38	8	0			P,S,T,M,VP SC	10		\$5,497.86	
23826	SAKAI	02/10/1958	Active	143	33	3	30	26.55%	113	10	0			P,S,T,M,VP SC	0		\$42,494.81	
23824	SAKAI HAMADERA	06/18/1964	Active	66	7	13	-6	-8.33%	72	16	0			P,S,T,M,VP SC	0		\$27,332.96	
23763	SAKAI MIHARA	04/24/1972	Active	31	5	6	-1	-3.13%	32	11	0			P,S,T,M,VP SC	0		\$4,241.19	
23827	SAKAI NINTOKU	04/26/1963	Active	38	6	1	5	15.15%	33	1	1			P,S,T,M,VP SC	15		\$4,081.55	




Club Health Assessment for District 335 B through June 2025

			Status	Membership							Reports					Finance	LCIF
Club Number	Club Name	Charter Date		Current Member Count	YTD Members Added	YTD Members Dropped	YTD Net Growth	YTD Net Growth%	Member Count 12 Months Ago	Avg. length of service for dropped members	Months Since Last MMR ***	Yrs. Since Last Officer Report	President Rotation	Vice President Reported ****	Months Since Last Activity Report ***	Account Balance	Donations for current Fiscal Year
			Number of times on status quo within last two years	If below 15 members appears				If net loss is greater than 20% appears			If no report in 3 months appears in	When more than one year appears in	Number of repeat terms	Notes the officers that do not have appears in an active	If no report at 12 months red		
61749	SAKAI PHOENIX	04/01/1999	Active	37	18	14	4	12.12%	33	6	0			P,S,T,M,VP SC	1		\$1,449.78
23825	SAKAI RYOTO	09/11/1972	Active	64	11	2	9	16.36%	55	12	0			P,S,T,M,VP SC	0		\$14,919.60
139726	Sakai Takaishi	09/25/2019	Active	53	3	16	-13	-19.70%	66	4	0			P,S,T,M,VP SC	1		\$3,643.47
23823	SAKAI TOMIOKA	05/27/1967	Active	55	7	2	5	10.00%	51	8	0			P,S,T,M,VP SC	1		\$11,375.98
23828	SENNAN CHUO	11/18/1968	Active	33	5	18	-13	-28.26%	46	5	0			P,S,T,M,VP SC	0		\$1,574.94
23768	SETTSU	03/25/1965	Active	54	2	2	0	0.00%	54	17	0			P,S,T,M,VP SC	0		\$6,143.09
43301	SHIJONAWATE CHUO	12/16/1983	Active	20	15	11	4	25.00%	16	9	0			P,S,T,M,VP SC	0		\$16,947.22
23836	SHIMAMOTO	06/24/1965	Active	37	2	2	0	0.00%	37	14	0			P,S,T,M,VP SC	6		\$2,097.63
23834	SHIMOTSU	11/23/1963	Active	45	1	2	-1	-2.17%	46	26	0			P,S,T,M,VP SC	13		\$6,280.34
23833	SHINGU	03/28/1961	Active	92	17	4	13	16.46%	79	26	0			P,S,T,M,VP SC	0		\$8,222.97
23835	SUITA	09/22/1961	Active	23	0	9	-9	-28.13%	32	6	0		None	P,S,T,M,VP SC	24+		\$1,420.73
56529	SUITA ESAKA	02/14/1995	Active	70	11	4	7	11.11%	63	12	0		2	P,S,T,M,VP SC	24+		\$6,420.14
30380	SUITA HIGASHI	03/06/1975	Active	33	1	3	-2	-5.71%	35	15	0			P,S,T,M,VP SC	24+		\$5,718.31
23838	TAKATSUKI	07/15/1961	Active	96	6	5	1	1.05%	95	19	0			P,S,T,M,VP SC	2		\$25,614.54
Exc Award (06/30/2018)																	
34912	TAKATSUKI CHUO	12/19/1977	Active	23	0	7	-7	-23.33%	30	14	0			P,S,T,M,VP SC	1		\$5,374.89
48240	TAKATSUKI GREEN	03/07/1988	Active	41	3	2	1	2.50%	40	6	0			P,S,T,M,VP SC	24+		\$4,288.04
23839	TANABE	10/19/1971	Active	34	1	1	0	0.00%	34	3	0			P,S,T,M,VP SC	0		\$2,974.11
23842	TONDABAYASHI	12/07/1963	Active	22	3	2	1	4.76%	21	8	0			P,S,T,M,VP SC	0		\$2,956.37
40193	TONDAGAWA LC	06/24/1981	Active	26	1	8	-7	-21.21%	33	13	0			P,S,T,M,VP SC	1		\$2,387.30
23840	TOYONAKA	04/20/1960	Active	46	5	0	5	12.20%	41		0			P,S,T,M,VP SC	1		\$3,693.07
23841	TOYONAKA CHUO	05/10/1961	Active	56	0	2	-2	-3.45%	58	28	0			P,S,T,M,VP SC	3		\$6,474.62
31498	TOYONAKA KITA	12/15/1975	Active	16	1	7	-6	-27.27%	22	13	0			P,S,T,M,VP SC	24+		\$274.00
23843	TOYONAKA MINAMI	01/24/1967	Active	32	2	4	-2	-5.88%	34	5	0			P,S,T,M,VP SC	2		\$4,439.38
58003	TOYONAKA SENRI	03/18/1996	Active	40	2	13	-11	-21.57%	51	9	0			P,S,T,M,VP SC	10		\$6,163.24



Club Health Assessment for District 335 B through June 2025

			Status	Membership							Reports				Finance	LCIF	
Club Number	Club Name	Charter Date		Current Member Count	YTD Members Added	YTD Members Dropped	YTD Net Growth	YTD Net Growth%	Member Count 12 Months Ago	Avg. length of service for dropped members	Months Since Last MMR ***	Yrs. Since Last Officer Report	President Rotation	Vice President Reported ****	Months Since Last Activity Report ***	Account Balance	Donations for current Fiscal Year
			Number of times on status quo within last two years	If below 15 members appears				If net loss is greater than 20% appears			If no report in 3 months appears in	When more than one year appears in	Number of repeat terms	Notes the officers that do not have an active	If no report at 12 months appears in red		
23844	WAKAYAMA	09/26/1959	Active	56	4	12	-8	-12.50%	64	13	0			P,S,T,M,VP SC	0		\$5,474.15
35902	WAKAYAMA CHUO GOLD	06/20/1978	Active	26	0	1	-1	-3.70%	27	25	0			P,S,T,M,VP SC	2		\$493.25
103547	WAKAYAMA KUROSHIO	09/08/2008	Active	28	1	3	-2	-6.67%	30	21	0			P,S,T,M,VP SC	0		\$1,713.90
23849	YAO	03/24/1960	Active	80	6	8	-2	-2.44%	82	20	0			P,S,T,M,VP SC	0		\$20,207.45
29663	YAO CHUO	07/23/1974	Active	65	9	4	5	8.33%	60	18	0			P,S,T,M,VP SC	0		\$8,399.01
36849	YAO KIKUKA	03/30/1979	Active	35	4	1	3	9.38%	32	22	0			P,S,T,M,VP SC	0		\$10,409.43


Clubs Cancelled Previous Fiscal Year – Clubs Cancelled within last 12 months may be reinstated

Club Number	Club Name	Charter Date	Current Status*	Cancellation Date
61676	OSAKA CATTLEYA	03/23/1999	Cancelled(6*)	06/29/2024
23776	OSAKA EBISUBASHI ITOHAN	06/18/1971	Cancelled(7*)	12/29/2023
88883	OSAKA HANAMIZUKI	06/30/2005	Cancelled(7*)	07/29/2023
40087	OSAKA KOHZU	06/08/1981	Cancelled(7*)	06/29/2024
60483	OSAKA KYOBASHI	03/06/1998	Cancelled(6*)	05/29/2024
23813	OSAKA SHIMANOCHI	05/03/1968	Cancelled(6*)	05/29/2024
62249	OSAKA SHIN UMEDA CITY	06/25/1999	Cancelled(6*)	07/29/2023
23845	WAKAYAMA AOI	04/12/1961	Cancelled(6*)	05/29/2024
23846	WAKAYAMA FUKKO	05/31/1964	Cancelled(6*)	05/29/2024
31220	WAKAYAMA MINAMI	09/29/1975	Cancelled(6*)	05/29/2024
23848	WAKAYAMA NISHI	03/17/1962	Cancelled(6*)	05/29/2024

Current Total Clubs Count	YTD New Clubs Count	YTD Cancelled Clubs Count	YTD Net Club Gain	Current Total Members Count	YTD Add	YTD Drop	YTD Net Growth	YTD Net Growth %	Member Count 12 Months Ago	Average Member Count Per Club	% of Clubs with less than 20 members	% No MMR in 3 Months	% No Officer Report in 12 Months	% of Clubs with balance 90+ days	Number of Clubs in Status Quo	% Status Quo Clubs in Financial Suspension	Number of Cancelled Clubs	Average Cancelled Club Age	Members Lost Due to Cancellation	% of Clubs Cancelled for Non-Financial Reasons
137	1	6	-5	5,729	628	775	-147	-2.50%	5,877	42	12%	7%	0%	1%	0	0%	6	132	132	100%



Club Health Assessment for District 335 B through June 2025

			Status	Membership							Reports					Finance	LCIF
Club Number	Club Name	Charter Date		Current Member Count	YTD Members Added	YTD Members Dropped	YTD Net Growth	YTD Net Growth%	Member Count 12 Months Ago	Avg. length of service for dropped members	Months Since Last MMR ***	Yrs. Since Last Officer Report	President Rotation	Vice President Reported ****	Months Since Last Activity Report ***	Account Balance	Donations for current Fiscal Year
			Number of times on status quo within last two years	If below 15 members appears				If net loss is greater than 20% appears			If no report in 3 months appears in	When more than one year appears in	Number of repeat terms	Notes the officers that do not have an active	If no report at 12 months appears in red		

* - P - Priority Club. Cancellation Reasons: 1-Objectives/conduct, 2-Non-active club, 5-Non-existing club, 6-Disbanding, 7-Merger, 8-Financial Suspension, 9-District/Multiple District Dues.
** - Abbreviation: P-President, S-Secretary, T-Treasurer, M-Member Chairperson, VP-First Vice President, MC-Communications Chairperson, SC-Service Chairperson
*** - Abbreviation: N/R - Never reported using the Lions Clubs website, N/A - Not applicable, No password registered for the Lions Clubs website.
**** - Abbreviation: N - New, IP - Immediate Past, R - Repeat.




Club Health Assessment for District 335 C through June 2025

			Status	Membership							Reports					Finance	LCIF
Club Number	Club Name	Charter Date		Current Member Count	YTD Members Added	YTD Members Dropped	YTD Net Growth	YTD Net Growth%	Member Count 12 Months Ago	Avg. length of service for dropped members	Months Since Last MMR ***	Yrs. Since Last Officer Report	President Rotation	Vice President Reported ****	Months Since Last Activity Report ***	Account Balance	Donations for current Fiscal Year
			Number of times on status quo within last two years	If below 15 members appears				If net loss is greater than 20% appears			If no report in 3 months appears in	When more than one year appears in	Number of repeat terms	Notes the officers that do not have an active	If no report at 12 months appears in red		
Clubs less than two years old																	
158090	Kyoto Yushin	04/29/2024	Active	15	9	14	-5	-25.00%	20	1	0			P,S,T,M,VP SC	5	90+ Days	\$2,506.80
155905	Nara Suzaku	09/18/2023	Active	23	0	0	0	0.00%	23		14		2	P,S,T,M,VP SC	0		\$2,645.35
Clubs more than two years old																	
24209	AMINO	06/28/1963	Active	26	1	3	-2	-7.14%	28	15	0			P,S,T,M,VP SC	0		\$1,437.42
24210	AYABE	04/14/1964	Active	19	0	3	-3	-13.64%	22	30	1		2	P,S,T,M,VP SC	0		\$3,051.01
Exc Award (06/30/2016)																	
24211	ECHI L C	03/29/1972	Active	23	1	5	-4	-14.81%	27	12	0			P,S,T,M,VP SC	3		\$2,406.79
24212	FUKUCHIYAMA	12/09/1962	Active	35	0	5	-5	-12.50%	40	14	0			P,S,T,M,VP SC	1		\$2,587.35
Exc Award (06/30/2021)																	
38396	FUKUCHIYAMA HIGASHI	04/03/1980	Active	26	0	3	-3	-10.34%	29	10	0			P,S,T,M,VP SC	10		\$2,957.69
24214	GOJYO	11/07/1963	Active	11	0	3	-3	-21.43%	14	48	0			P,S,T,M,VP SC	7		\$1,095.23
24213	GOSE	11/11/1965	Active	10	0	0	0	0.00%	10		1			P,S,T,M,VP SC	1		\$1,025.51
24215	HIKONE	03/28/1960	Active	58	4	8	-4	-6.45%	62	10	0			P,S,T,M,VP SC	0		\$10,311.10
24216	HIKONE KONKI	02/21/1966	Cancelled(6*)	0	0	10	-10	-100.00%	10	19	0		None	P,S,T,M,VP SC	2		\$200.01
24217	HINO	08/24/1963	Active	26	1	3	-2	-7.14%	28	15	0		2	P,S,T,M,VP SC	2		\$4,190.52
24218	IKOMA	11/05/1962	Active	28	3	1	2	7.69%	26	0	0			P,S,T,M,VP SC	1		\$2,364.84
Exc Award (06/30/2021)																	
24219	JOYO	12/13/1964	Active	23	1	2	-1	-4.17%	24	28	0			P,S,T,M,VP SC	4		\$3,155.59
24220	KAMEOKA	04/09/1961	Active	43	5	3	2	4.88%	41	21	0			P,S,T,M,VP SC	1		\$9,492.92
Exc Award (06/30/2018, 06/30/2021)																	
57463	KAMEOKA HOZUGAWA	10/30/1995	Active	37	0	2	-2	-5.13%	39	10	0			P,S,T,M,VP SC	4		\$3,760.30
56964	KASHIBA	05/16/1995	Active	30	0	2	-2	-6.25%	32	2	0			P,S,T,M,VP SC	4		\$3,532.25
24222	KASHIHARA	02/25/1964	Active	50	6	4	2	4.17%	48	19	0			P,S,T,M,VP SC	4		\$8,200.74
24221	KINOMOTO	06/21/1964	Active	35	4	2	2	6.06%	33	23	0			P,S,T,M,VP SC	7		\$2,988.07
24223	KITAKATSURAGI L C	09/06/1964	Active	15	3	2	1	7.14%	14	15	1		2	P,S,T,M,VP SC	1		\$10,743.34



Club Health Assessment for District 335 C through June 2025

			Status	Membership							Reports					Finance	LCIF
Club Number	Club Name	Charter Date		Current Member Count	YTD Members Added	YTD Members Dropped	YTD Net Growth	YTD Net Growth%	Member Count 12 Months Ago	Avg. length of service for dropped members	Months Since Last MMR ***	Yrs. Since Last Officer Report	President Rotation	Vice President Reported ****	Months Since Last Activity Report ***	Account Balance	Donations for current Fiscal Year
			Number of times on status quo within last two years	If below 15 members appears				If net loss is greater than 20% appears			If no report in 3 months appears in	When more than one year appears in	Number of repeat terms	Notes the officers that do not have an active	If no report at 12 months appears in red		
36851	KUMIHAMA	03/26/1979	Active	17	0	3	-3	-15.00%	20	14	0			P,S,T,M,VP SC	0		\$1,215.03
24225	KUSATSU	03/02/1961	Active	106	8	5	3	2.91%	103	23	0			P,S,T,M,VP SC	7		\$15,938.96
	Exc Award (06/30/2018)																
24226	KYOTO	10/13/1953	Active	78	0	5	-5	-6.02%	83	24	0			P,S,T,M,VP SC	5		\$300.02
24228	KYOTO AOI	01/24/1961	Active	19	1	1	0	0.00%	19	0	6			P,S,T,M,VP SC	0		\$1,791.41
46796	KYOTO ARASHIYAMA	12/01/1986	Active	38	22	3	19	100.00%	19	17	0			P,S,T,M,VP SC	8	90+ Days	\$5,489.26
	Exc Award (06/30/2023)																
78205	KYOTO CHERRY	02/17/2004	Active	23	0	4	-4	-14.81%	27	8	0		None	P,S,T,M,VP SC	0		\$4,051.03
33125	KYOTO DAIGO	12/13/1976	Active	34	2	2	0	0.00%	34	19	2			P,S,T,M,VP SC	0		\$4,165.69
24230	KYOTO EAST	03/15/1963	Active	35	9	4	5	16.67%	30	12	0			P,S,T,M,VP SC	1		\$25,418.45
122188	Kyoto Grace	05/12/2014	Active	13	0	1	-1	-7.14%	14	5	0			P,S,T,M,VP SC	0		\$2,495.29
24231	KYOTO HEIAN	10/26/1959	Active	31	10	7	3	10.71%	28	17	0		2	P,S,T,M,VP SC	7		\$3,500.15
	Exc Award (06/30/2016)																
52159	KYOTO HIYOSHIGAOKA	11/12/1991	Active	11	1	8	-7	-38.89%	18	6	0			P,S,T,M,VP SC	0		\$1,591.20
124703	Kyoto Hokomachi	04/29/2015	Active	34	5	4	1	3.03%	33	6	0			P,S,T,M,VP SC	2		\$14,837.12
28161	KYOTO HORIKAWA	02/12/1974	Active	102	13	7	6	6.25%	96	26	0			P,S,T,M,VP SC	0		\$19,827.25
	Exc Award (06/30/2024)																
58041	KYOTO JONAN	03/26/1996	Active	26	0	3	-3	-10.34%	29	5	0		None	P,S,T,M,VP SC	0		\$6,304.49
56517	KYOTO KAMO	02/07/1995	Active	29	2	5	-3	-9.38%	32	8	0			P,S,T,M,VP SC	2		\$2,539.52
24232	KYOTO KAMOGAWA	11/28/1962	Active	49	4	6	-2	-3.92%	51	28	0			P,S,T,M,VP SC	0		\$7,874.15
24227	KYOTO KATSURA	03/20/1965	Active	16	1	1	0	0.00%	16	8	0			P,S,T,M,VP SC	0		\$1,025.46
48241	KYOTO KYORAKU	03/01/1988	Active	29	2	2	0	0.00%	29	11	7			P,S,T,M,VP SC	8		\$2,851.03
	Exc Award (06/30/2016, 06/30/2023)																
63635	KYOTO MILLENNIUM	10/18/2000	Active	38	5	3	2	5.56%	36	17	0			P,S,T,M,VP SC	6		\$3,300.01
24233	KYOTO MOMOYAMA	09/08/1961	Active	77	10	9	1	1.32%	76	20	0			P,S,T,M,VP SC	0		\$5,671.76
	Exc Award (06/30/2017, 06/30/2020)																
82694	KYOTO MURASAKI	06/18/2004	Active	38	2	6	-4	-9.52%	42	8	0			P,S,T,M,VP SC	4		\$9,343.04




Club Health Assessment for District 335 C through June 2025

			Status	Membership							Reports					Finance	LCIF
Club Number	Club Name	Charter Date		Current Member Count	YTD Members Added	YTD Members Dropped	YTD Net Growth	YTD Net Growth%	Member Count 12 Months Ago	Avg. length of service for dropped members	Months Since Last MMR ***	Yrs. Since Last Officer Report	President Rotation	Vice President Reported ****	Months Since Last Activity Report ***	Account Balance	Donations for current Fiscal Year
			Number of times on status quo within last two years	If below 15 members appears				If net loss is greater than 20% appears			If no report in 3 months appears in	When more than one year appears in	Number of repeat terms	Notes the officers that do not have an active	If no report at 12 months appears in red		
36279	KYOTO MUROMACHI	11/30/1978	Active	18	0	5	-5	-21.74%	23	25	0			P,S,T,M,VP SC	3		\$1,228.87
65063	KYOTO NEW CENTURY	03/15/2002	Active	12	0	4	-4	-25.00%	16	8	0			P,S,T,M,VP SC	6		\$1,500.00
67385	KYOTO NISHIKI	03/11/2003	Active	37	6	5	1	2.78%	36	12	0			P,S,T,M,VP SC	4		\$629.85
24229	KYOTO NORTH	10/19/1963	Active	23	3	3	0	0.00%	23	25	0			P,S,T,M,VP SC	4		\$2,278.88
38239	KYOTO OMURO	03/24/1980	Active	3	0	4	-4	-57.14%	7	4	0		None	P,S,T,M,VP SC	11		\$100.01
24234	KYOTO OTOKUNI	03/15/1963	Active	46	2	4	-2	-4.17%	48	6	0			P,S,T,M,VP SC	2		\$8,274.26
Exc Award (06/30/2024)																	
51135	KYOTO PALACE	12/17/1990	Active	25	0	1	-1	-3.85%	26	1	1			P,S,T,M,VP SC	0		\$4,109.66
24236	KYOTO RAKUHOKU	03/29/1965	Cancelled(6*)	0	2	14	-12	-100.00%	12	11	0		None	P,S,T,M,VP SC	0		\$1,595.24
24241	KYOTO RAKUNAN	03/26/1973	Active	35	2	2	0	0.00%	35	27	0			P,S,T,M,VP SC	0		\$5,215.99
33615	KYOTO RAKUSAI	03/22/1977	Active	15	8	2	6	66.67%	9	15	0		3	P,S,T,M,VP SC	8		\$2,494.58
50334	KYOTO RAKUSUI	03/21/1990	Active	33	11	6	5	17.86%	28	9	0			P,S,T,M,VP SC	1		\$6,300.07
Exc Award (06/30/2020)																	
24237	KYOTO RAKUTO	03/30/1972	Active	27	4	1	3	12.50%	24	0	0			P,S,T,M,VP SC	3	90+ Days	\$2,800.01
24235	KYOTO RAKUYO	10/08/1958	Active	65	8	5	3	4.84%	62	16	0			P,S,T,M,VP SC	0		\$14,600.06
35903	KYOTO ROYAL	06/20/1978	Active	25	9	7	2	8.70%	23	18	0			P,S,T,M,VP SC	0		\$4,641.05
Exc Award (06/30/2022)																	
46798	KYOTO SAGANO	12/01/1986	Active	31	3	1	2	6.90%	29	5	0			P,S,T,M,VP SC	7		\$2,300.00
24238	KYOTO SHIMEI	11/28/1962	Active	44	0	2	-2	-4.35%	46	30	0			P,S,T,M,VP SC	0		\$12,063.66
Exc Award (06/30/2018)																	
38240	KYOTO SHUJAKU	03/28/1980	Active	29	9	2	7	31.82%	22	45	0			P,S,T,M,VP SC	1		\$3,309.06
24239	KYOTO SOUTH	03/14/1964	Active	104	13	13	0	0.00%	104	4	0			P,S,T,M,VP SC	7		\$45,979.50
Exc Award (06/30/2016, 06/30/2021, 06/30/2020)																	
24240	KYOTO TACHIBANA	05/09/1962	Active	63	3	4	-1	-1.56%	64	29	1			P,S,T,M,VP SC	0		\$7,406.40
38936	KYOTO TENJINGAWA	09/18/1980	Active	14	0	1	-1	-6.67%	15	45	1			P,S,T,M,VP SC	2		\$2,362.44
51019	KYOTO TOBA	10/18/1990	Active	25	2	18	-16	-39.02%	41	8	0		None	P,S,T,M,VP SC	0		\$2,500.05



Club Health Assessment for District 335 C through June 2025

			Status	Membership							Reports					Finance	LCIF
Club Number	Club Name	Charter Date		Current Member Count	YTD Members Added	YTD Members Dropped	YTD Net Growth	YTD Net Growth%	Member Count 12 Months Ago	Avg. length of service for dropped members	Months Since Last MMR ***	Yrs. Since Last Officer Report	President Rotation	Vice President Reported ****	Months Since Last Activity Report ***	Account Balance	Donations for current Fiscal Year
			Number of times on status quo within last two years	If below 15 members appears				If net loss is greater than 20% appears			If no report in 3 months appears in	When more than one year appears in	Number of repeat terms	Notes the officers that do not have an active	If no report at 12 months appears in red		
56254	KYOTO TOKIWA	11/17/1994	Active	20	0	5	-5	-20.00%	25	13	0			P,S,T,M,VP SC	1		\$851.30
41429	KYOTO UZURANO	05/06/1982	Active	36	5	5	0	0.00%	36	6	0			P,S,T,M,VP SC	6		\$7,912.32
68895	KYOTO WANG IN	06/05/2003	Active	17	0	0	0	0.00%	17		3		2	P,S,T,M,VP SC	6		\$850.09
24242	KYOTO WEST	03/13/1962	Active	31	2	5	-3	-8.82%	34	17	0			P,S,T,M,VP SC	0		\$325.08
32450	KYOTO YODO	06/22/1976	Active	45	3	2	1	2.27%	44	34	1			P,S,T,M,VP SC	10		\$14,013.73
51074	MAIHARA	11/21/1990	Active	26	3	3	0	0.00%	26	8	1			P,S,T,M,VP SC	0		\$2,648.64
24244	MAIZURU	03/19/1963	Active	45	7	1	6	15.38%	39	32	1			P,S,T,M,VP SC	0		\$8,201.99
24245	MINAKUCHI	03/14/1965	Active	44	4	1	3	7.32%	41	3	4			P,S,T,M,VP SC	5		\$11,640.71
24246	MIYAZU	03/19/1963	Active	26	0	4	-4	-13.33%	30	9	0			P,S,T,M,VP SC	0		\$3,165.02
24247	NAGAHAMA	09/17/1960	Active	77	1	1	0	0.00%	77	7	1			P,S,T,M,VP SC	11		\$28,773.75
24248	NARA	11/19/1959	Active	27	6	9	-3	-10.00%	30	16	0			P,S,T,M,VP SC	0		\$6,832.95
33798	NARA CENTRAL	04/12/1977	Active	23	1	3	-2	-8.00%	25	27	0			P,S,T,M,VP SC	1		\$2,645.36
24249	NARA WEST	11/05/1962	Active	44	1	4	-3	-6.38%	47	32	0			P,S,T,M,VP SC	0		\$19,898.76
Exc Award (06/30/2024)																	
24250	NOTOGAWA	05/10/1963	Active	26	6	5	1	4.00%	25	8	0			P,S,T,M,VP SC	6		\$2,506.80
24252	OMI MORIYAMA L C	07/01/1963	Active	67	5	10	-5	-6.94%	72	17	0			P,S,T,M,VP SC	4		\$6,510.11
24253	OMIHACHIMAN	06/27/1961	Active	59	6	3	3	5.36%	56	37	2			P,S,T,M,VP SC	0		\$17,508.99
24254	OTSU	04/20/1959	Active	44	7	2	5	12.82%	39	18	3			P,S,T,M,VP SC	2	90+ Days	\$5,786.36
24255	OTSU BIWAKO HIEI	05/22/1963	Active	25	4	2	2	8.70%	23	29	0		2	P,S,T,M,VP SC	1		\$2,278.95
29603	RITTO	06/25/1974	Active	54	1	6	-5	-8.47%	59	15	0			P,S,T,M,VP SC	0		\$7,762.57
36422	RYUO	12/29/1978	Active	37	3	4	-1	-2.63%	38	16	0			P,S,T,M,VP SC	4		\$4,330.04
24257	SAKURAI	04/02/1963	Active	38	4	5	-1	-2.56%	39	12	0		None	P,S,T,M,VP SC	6		\$4,338.64
24259	SHIGA KATATA L C	04/04/1964	Active	17	2	1	1	6.25%	16	8	1			P,S,T,M,VP SC	1		\$1,709.15
24260	SONOBE	03/26/1963	Active	43	3	2	1	2.38%	42	8	0			P,S,T,M,VP SC	2		\$4,899.66
24262	TAKASHIMA	03/11/1963	Active	37	10	9	1	2.78%	36	11	0			P,S,T,M,VP SC	23		\$4,532.25



Club Health Assessment for District 335 C through June 2025

			Status	Membership							Reports					Finance	LCIF
Club Number	Club Name	Charter Date		Current Member Count	YTD Members Added	YTD Members Dropped	YTD Net Growth	YTD Net Growth%	Member Count 12 Months Ago	Avg. length of service for dropped members	Months Since Last MMR ***	Yrs. Since Last Officer Report	President Rotation	Vice President Reported ****	Months Since Last Activity Report ***	Account Balance	Donations for current Fiscal Year
			Number of times on status quo within last two years	If below 15 members appears				If net loss is greater than 20% appears			If no report in 3 months appears in	When more than one year appears in	Number of repeat terms	Notes the officers that do not have an active	If no report at 12 months appears in red		
24264	TANGO CHUO L C	04/27/1965	Active	14	1	0	1	7.69%	13		7			P,S,T,M,VP SC	0		\$1,506.54
24263	TENRI	02/27/1964	Active	40	3	4	-1	-2.44%	41	27	0			P,S,T,M,VP SC	3		\$7,748.59
24266	TSUZUKI L C	02/21/1965	Active	48	2	3	-1	-2.04%	49	35	9			P,S,T,M,VP SC	0		\$5,635.39
24256	UDA L C	06/23/1964	Active	25	3	4	-1	-3.85%	26	3	0		None	P,S,T,M,VP SC	5		\$4,506.85
24267	UJI	03/30/1964	Active	12	0	2	-2	-14.29%	14	35	4			P,S,T,M,VP SC	2		\$2,697.23
24268	YAKUNO	06/16/1966	Cancelled(6*)	0	0	16	-16	-100.00%	16	16	0		None	P,S,T,M,VP SC	9		\$1,595.21
24269	YAMASHIRO	03/07/1963	Active	22	0	0	0	0.00%	22		2			P,S,T,M,VP SC	1		\$2,522.69
Exc Award (06/30/2024)																	
24270	YAMATO TAKADA	03/12/1962	Active	46	3	4	-1	-2.13%	47	11	0			P,S,T,M,VP SC	2		\$6,355.39
24271	YAMATOKORIYAMA	04/18/1965	Active	72	6	6	0	0.00%	72	27	0			P,S,T,M,VP SC	1		\$9,775.09
32449	YAMATOSHIKI	06/22/1976	Active	16	0	1	-1	-5.88%	17	2	0			P,S,T,M,VP SC	0		\$1,937.14
40088	YASU	06/17/1981	Active	12	0	4	-4	-25.00%	16	15	0		2	P,S,T,M,VP SC	8		\$800.01
45391	YAWATA	09/16/1985	Active	12	1	2	-1	-7.69%	13	0	0		2	P,S,T,M,VP SC	2		\$797.62
24272	YOKAICHI	06/27/1961	Active	56	9	15	-6	-9.68%	62	17	0			P,S,T,M,VP SC	4		\$10,296.29

Clubs Cancelled Previous Fiscal Year – Clubs Cancelled within last 12 months may be reinstated

Club Number	Club Name	Charter Date	Current Status*	Cancellation Date
82413	KYOTO KUMPU	05/24/2004	Cancelled(6*)	06/29/2024
119079	KYOTO MORNING	04/01/2013	Cancelled(6*)	06/29/2024
31953	KYOTO OKAZAKI SHIRAKAWA	03/26/1976	Cancelled(6*)	06/29/2024
51472	MAIZURU MINATO	03/25/1991	Cancelled(6*)	06/29/2024

Current Total Clubs Count	YTD New Clubs Count	YTD Cancelled Clubs Count	YTD Net Club Gain	Current Total Members Count	YTD Add	YTD Drop	YTD Net Growth	YTD Net Growth %	Member Count 12 Months Ago	Average Member Count Per Club	% of Clubs with less than 20 members	% No MMR in 3 Months	% No Officer Report in 12 Months	% of Clubs with balance 90+ days	Number of Clubs in Status Quo	% Status Quo Clubs in Financial Suspension	Number of Cancelled Clubs	Average Cancelled Club Age	Members Lost Due to Cancellation	% of Clubs Cancelled for Non-Financial Reasons
96	0	3	-3	3,333	332	421	-89	-2.60%	3,422	35	23%	9%	0%	4%	0	0%	3	97	40	100%



Club Health Assessment for District 335 C through June 2025

			Status	Membership							Reports					Finance	LCIF
Club Number	Club Name	Charter Date		Current Member Count	YTD Members Added	YTD Members Dropped	YTD Net Growth	YTD Net Growth%	Member Count 12 Months Ago	Avg. length of service for dropped members	Months Since Last MMR ***	Yrs. Since Last Officer Report	President Rotation	Vice President Reported ****	Months Since Last Activity Report ***	Account Balance	Donations for current Fiscal Year
			Number of times on status quo within last two years	If below 15 members appears				If net loss is greater than 20% appears			If no report in 3 months appears in	When more than one year appears in	Number of repeat terms	Notes the officers that do not have an active	If no report at 12 months appears in red		

* - P - Priority Club. Cancellation Reasons: 1-Objectives/conduct, 2-Non-active club, 5-Non-existing club, 6-Disbanding, 7-Merger, 8-Financial Suspension, 9-District/Multiple District Dues.
** - Abbreviation: P-President, S-Secretary, T-Treasurer, M-Member Chairperson, VP-First Vice President, MC-Communications Chairperson, SC-Service Chairperson
*** - Abbreviation: N/R - Never reported using the Lions Clubs website, N/A - Not applicable, No password registered for the Lions Clubs website.
**** - Abbreviation: N - New, IP - Immediate Past, R - Repeat.



Club Health Assessment for District 335 D through June 2025

			Status	Membership							Reports					Finance	LCIF
Club Number	Club Name	Charter Date		Current Member Count	YTD Members Added	YTD Members Dropped	YTD Net Growth	YTD Net Growth%	Member Count 12 Months Ago	Avg. length of service for dropped members	Months Since Last MMR ***	Yrs. Since Last Officer Report	President Rotation	Vice President Reported ****	Months Since Last Activity Report ***	Account Balance	Donations for current Fiscal Year
			Number of times on status quo within last two years	If below 15 members appears				If net loss is greater than 20% appears			If no report in 3 months appears in	When more than one year appears in	Number of repeat terms	Notes the officers that do not have an active	If no report at 12 months red		
Clubs more than two years old																	
24280	AIOI	07/29/1962	Active	19	0	7	-7	-26.92%	26	20	0			P,S,T,M,VP SC	N/A		\$275.00
24279	AKO	12/18/1962	Active	36	1	2	-1	-2.70%	36	30	0			P,S,T,M,VP SC	6		\$3,220.83
41637	ASAGO	06/16/1982	Active	3	0	0	0	0.00%	3		13	2	None	P,S,T,M,VP SC	24+		\$200.01
52198	FUKUSAKI SALVIA	11/25/1991	Active	18	1	4	-3	-14.29%	21	6	0			P,S,T,M,VP SC	3		\$1,921.09
24292	FUKUZAKI	09/24/1963	Cancelled(6*)	0	0	16	-16	-100.00%	16	12	0		None	P,S,T,M,VP SC	20		\$291.29
30377	HARIMA ICHIKAWA L C	03/06/1975	Active	3	0	11	-11	-78.57%	14	16	0		None	P,S,T,M,VP SC	N/A		\$775.99
24294	HARIMA ICHINOMIYA L C	04/06/1968	Cancelled(6*)	0	1	22	-21	-100.00%	21	10	2		None	P,S,T,M,VP SC	23		\$541.09
24295	HARIMA MITSU L C	06/06/1972	Active	19	0	0	0	0.00%	19		15			P,S,T,M,VP SC	19		\$3,068.37
24299	HIMEJI	12/15/1954	Active	39	1	5	-4	-9.30%	43	29	0			P,S,T,M,VP SC	18		\$15,306.69
Exc Award (06/30/2018, 06/30/2022, 06/30/2020)																	
24300	HIMEJI CHUO	10/24/1963	Active	77	8	7	1	1.32%	76	12	0			P,S,T,M,VP SC	24+		\$1,859.93
40970	HIMEJI GREEN	02/03/1982	Active	9	0	7	-7	-43.75%	16	7	2			P,S,T,M,VP SC	3		\$4,712.33
78639	HIMEJI HAKUCHO	04/30/2004	Cancelled(6*)	0	1	6	-5	-100.00%	5	13	1		None	P,S,T,M,VP SC	19		\$100.43
24301	HIMEJI HAKURYO	01/28/1971	Active	20	3	5	-2	-9.09%	22	4	0			P,S,T,M,VP SC	13		\$3,096.58
Exc Award (06/30/2018, 06/30/2021)																	
30214	HIMEJI KORYO	02/05/1975	Active	33	4	5	-1	-2.94%	34	10	0			P,S,T,M,VP SC	5		\$2,637.15
53586	HIMEJI MINAMI	08/11/1992	Active	27	1	0	1	3.85%	26		5			P,S,T,M,VP SC	2		\$4,981.28
35015	HIMEJI NISHI	01/31/1978	Active	18	0	1	-1	-5.26%	19	44	0			P,S,T,M,VP SC	24+		\$595.81
24304	HIMEJI OTEMAE	03/27/1968	Active	58	1	11	-10	-14.71%	68	26	0			P,S,T,M,VP SC	12		\$72,529.03
Exc Award (06/30/2017, 06/30/2021)																	
24302	HIMEJI ROJYO	10/30/1958	Active	26	2	0	2	8.33%	24		1			P,S,T,M,VP SC	7		\$4,545.85
55551	HIMEJI SAKURA	04/12/1994	Active	21	1	4	-3	-12.50%	24	19	0			P,S,T,M,VP SC	0		\$18,263.14
24303	HIMEJI SHIRASAGI	07/03/1961	Active	39	3	5	-2	-4.88%	41	21	0			P,S,T,M,VP SC	20		\$1,027.82
Exc Award (06/30/2022)																	
68624	HIMEJI STAR	04/15/2003	Active	57	14	7	7	14.00%	50	14	0			P,S,T,M,VP SC	12		\$41,143.08



Club Health Assessment for District 335 D through June 2025

			Status	Membership							Reports					Finance	LCIF
Club Number	Club Name	Charter Date		Current Member Count	YTD Members Added	YTD Members Dropped	YTD Net Growth	YTD Net Growth%	Member Count 12 Months Ago	Avg. length of service for dropped members	Months Since Last MMR ***	Yrs. Since Last Officer Report	President Rotation	Vice President Reported ****	Months Since Last Activity Report ***	Account Balance	Donations for current Fiscal Year
			Number of times on status quo within last two years	If below 15 members appears				If net loss is greater than 20% appears			If no report in 3 months appears in	When more than one year appears in	Number of repeat terms	Notes the officers that do not have an active	If no report at 12 months red		
24379	HIMEJI YUMESAKI	03/26/1964	Active	13	0	2	-2	-13.33%	15	29	0			P,S,T,M,VP SC	N/R		\$1,295.54
24314	IZUSHI	03/28/1964	Active	29	0	1	-1	-3.33%	30	16	0			P,S,T,M,VP SC	3		\$391.94
	Exc Award (06/30/2017)																
24317	KAKOGAWA	08/29/1959	Active	16	0	1	-1	-5.88%	17	3	0			P,S,T,M,VP SC	4		\$1,575.99
	Exc Award (06/30/2016)																
39788	KAKOGAWA CHUO	04/13/1981	Active	85	5	9	-4	-4.49%	89	13	0			P,S,T,M,VP SC	5		\$19,692.38
	Exc Award (06/30/2016, 06/30/2021)																
31499	KAKOGAWA HIGASHI	12/29/1975	Active	22	2	1	1	4.76%	21	5	0			P,S,T,M,VP SC	9		\$2,168.02
96434	KAKOGAWA SEIRYU	03/07/2006	Active	15	0	0	0	0.00%	15		12			P,S,T,M,VP SC	18		\$1,801.13
24319	KAMI	08/06/1973	Active	22	1	0	1	4.76%	21		0			P,S,T,M,VP SC	24+		\$828.60
24320	KAMIGORI	03/13/1966	Active	18	0	0	0	0.00%	18		12			P,S,T,M,VP SC	24+		\$243.78
24313	KASAI	03/14/1965	Active	19	3	1	2	11.76%	17	0	1			P,S,T,M,VP SC	8		\$11,877.30
	Exc Award (06/30/2022)																
24321	KASAI HOJO	03/19/1967	Active	13	5	1	4	44.44%	9	34	2			P,S,T,M,VP SC	10		\$5,517.16
24377	KATO	11/03/1963	Active	46	6	5	1	2.22%	45	29	0			P,S,T,M,VP SC	3		\$6,362.51
24344	MIKI	12/01/1962	Active	48	6	4	2	4.35%	46	23	0			P,S,T,M,VP SC	24+		\$6,019.48
	Exc Award (06/30/2018)																
44693	MIKI CHUO	02/11/1985	Active	10	0	0	0	0.00%	10		12			P,S,T,M,VP SC	24+		\$104.52
39789	MIKI HIGASHI	04/13/1981	Active	25	5	8	-3	-10.71%	28	29	0			P,S,T,M,VP SC	0		\$3,769.70
24345	MURAOKA	03/30/1969	Active	27	0	0	0	0.00%	27		11			P,S,T,M,VP SC	15		\$421.59
24346	NAKA	11/18/1963	Active	15	0	2	-2	-11.76%	17	22	0		2	P,S,T,M,VP SC	24+		\$693.77
108225	NISHI HARIMA	04/27/2010	Active	30	0	0	0	0.00%	30		0			P,S,T,M,VP SC	18		\$630.31
24350	NISHIWAKI	01/28/1963	Active	23	0	3	-3	-11.54%	26	5	0			P,S,T,M,VP SC	4		\$2,994.88
24355	ONO	10/27/1962	Active	33	8	2	6	22.22%	27	11	0			P,S,T,M,VP SC	2		\$15,866.38
	Exc Award (06/30/2016, 06/30/2018, 06/30/2020)																
82592	ONO HIMAWARI	06/09/2004	Active	12	0	0	0	0.00%	12		12			P,S,T,M,VP SC	10		\$1,447.94
	Exc Award (06/30/2016, 06/30/2023)																



Club Health Assessment for District 335 D through June 2025

Club Number	Club Name	Charter Date	Status	Membership							Reports					Finance	LCIF
				Current Member Count	YTD Members Added	YTD Members Dropped	YTD Net Growth	YTD Net Growth%	Member Count 12 Months Ago	Avg. length of service for dropped members	Months Since Last MMR ***	Yrs. Since Last Officer Report	President Rotation	Vice President Reported ****	Months Since Last Activity Report ***	Account Balance	Donations for current Fiscal Year
			Number of times on status quo within last two years	If below 15 members appears				If net loss is greater than 20% appears			If no report in 3 months appears	When more than one year appears in	Number of repeat terms	Notes the officers that do not have an active	If no report at 12 months red		
24356	ONSENCHO	04/10/1968	Active	11	0	1	-1	-8.33%	12	24	0			P,S,T,M,VP SC	24+	90+ Days	\$365.34
33799	OYA	04/12/1977	Active	9	0	0	0	0.00%	9		2		2	P,S,T,M,VP SC	24+		\$1,109.96
24360	SANTO	12/29/1972	Active	14	2	1	1	7.69%	13	2	2			P,S,T,M,VP SC	24+		\$581.06
24373	TAISHI	03/24/1968	Active	31	2	2	0	0.00%	31	28	0			P,S,T,M,VP SC	15		\$5,700.41
24368	TAKASAGO	07/18/1959	Active	23	1	10	-9	-28.13%	32	10	0			P,S,T,M,VP SC	18		\$3,695.80
24371	TATSUNO	06/24/1962	Active	58	8	4	4	7.41%	54	13	0			P,S,T,M,VP SC	22		\$1,198.48
96788	TATSUNO AKATONBO	03/29/2006	Active	33	4	0	4	13.79%	29		1			P,S,T,M,VP SC	N/A	90+ Days	\$8,695.24
24372	TOYOOKA	04/29/1963	Active	32	4	3	1	3.23%	31	11	0			P,S,T,M,VP SC	12		\$436.65
34263	TOYOOKA KIJ0	06/27/1977	Active	39	1	4	-3	-7.14%	42	13	0			P,S,T,M,VP SC	11		\$843.18
	Exc Award (06/30/2022)																
24374	WADAYAMA	11/06/1965	Active	37	2	2	0	0.00%	37	20	3			P,S,T,M,VP SC	8		\$6,456.89
24376	YAMASAKI	02/07/1965	Active	37	1	3	-2	-5.13%	40	6	0			P,S,T,M,VP SC	18		\$2,098.81
24378	YOKA	03/25/1962	Active	14	1	0	1	7.69%	13		11			P,S,T,M,VP SC	16		\$535.45

Clubs Cancelled Previous Fiscal Year – Clubs Cancelled within last 12 months may be reinstated

Club Number	Club Name	Charter Date	Current Status*	Cancellation Date
24296	HARIMA SHINGU L C	03/07/1971	Cancelled(6*)	06/29/2024

Current Total Clubs Count	YTD New Clubs Count	YTD Cancelled Clubs Count	YTD Net Gain	Current Total Members Count	YTD YTD Add Drop	YTD Net Growth	YTD Net Growth %	Member Count 12 Months Ago	Average Member Count Per Club	% of Clubs with less than 20 members	% No MMR in 3 Months	% No Officer Report in 12 Months	% of Clubs with balance 90+ days	Number of Clubs in Status Quo	% Status Quo Clubs in Financial Suspension	Number of Cancelled Clubs	Average Cancelled Club Age	Members Lost Due to Cancellation	% of Clubs Cancelled for Non-Financial Reasons
50	0	3	-3	1,381	109 195	-86	-5.86%	1,467	28	40%	20%	2%	4%	0	0%	3	64	44	100%

* - P - Priority Club. Cancellation Reasons: 1-Objectives/conduct, 2-Non-active club, 5-Non-existing club, 6-Disbanding, 7-Merger, 8-Financial Suspension, 9-District/Multiple District Dues.

** - Abbreviation: P-President, S-Secretary, T-Treasurer, M-Member Chairperson, VP-First Vice President, MC-Communications Chairperson, SC-Service Chairperson

*** - Abbreviation: N/R - Never reported using the Lions Clubs website, N/A - Not applicable, No password registered for the Lions Clubs website.

**** - Abbreviation: N - New, IP - Immediate Past, R - Repeat.



Club Health Assessment for District 336 A through June 2025

			Status	Membership							Reports					Finance		LCIF
Club Number	Club Name	Charter Date		Current Member Count	YTD Members Added	YTD Members Dropped	YTD Net Growth	YTD Net Growth%	Member Count 12 Months Ago	Avg. length of service for dropped members	Months Since Last MMR ***	Yrs. Since Last Officer Report	President Rotation	Vice President Reported ****	Months Since Last Activity Report ***	Account Balance	Donations for current Fiscal Year	
			Number of times on status quo within last two years	If below 15 members appears				If net loss is greater than 20% appears			If no report in 3 months appears in	When more than one year appears in	Number of repeat terms	Notes the officers that do not have an active	If no report at 12 months appears in red			
Clubs less than two years old																		
181964	Sakaide Chuo Mirai	04/22/2025	Newly Chartered	20	21	1	20	100.00%	0	1	0			P,S,T,M,VP SC	N/A			
181477	Sanuki Mirai	05/02/2025	Newly Chartered	23	23	0	23	100.00%	0		0			P,S,T,M,VP SC	N/A			
179991	Tokushima Mirai	01/22/2025	Active	35	39	4	35	100.00%	0	0	0			P,S,T,M,VP SC	N/R		\$1,000.00	
Clubs more than two years old																		
23850	AIZUMI	06/17/1969	Active	27	1	1	0	0.00%	27	55	0			P,S,T,M,VP SC	3		\$964.83	
23852	ANAN	04/21/1963	Active	49	1	2	-1	-2.00%	50	3	6			P,S,T,M,VP SC	1		\$4,033.30	
Exc Award (06/30/2017, 06/30/2018)																		
23853	AWA	12/10/1971	Active	25	3	0	3	13.64%	22		0			P,S,T,M,VP SC	24+		\$204.24	
23854	AWA IKEDA L C	11/22/1962	Active	25	4	3	1	4.17%	24	3	8			P,S,T,M,VP SC	24+		\$250.00	
34264	AWA KATSUURA L C	06/24/1977	Active	18	1	2	-1	-5.26%	19	3	0			P,S,T,M,VP SC	24+		\$287.32	
23855	AYAUTAGUN L C	02/22/1968	Active	22	1	0	1	4.76%	21		3			P,S,T,M,VP SC	3		\$1,991.21	
Exc Award (06/30/2017, 06/30/2020)																		
59168	DONARI	02/26/1997	Active	29	1	2	-1	-3.33%	30	12	0		None	P,S,T,M,VP SC	24+		\$705.00	
23921	HIGASHIKAGAWA	02/13/1964	Active	31	0	2	-2	-6.06%	33	36	0			P,S,T,M,VP SC	24+		\$100.00	
38397	HONAI	04/17/1980	Cancelled(6*)	0	0	13	-13	-100.00%	13	21	3		None	P,S,T,M,VP SC	24+			
35904	IKATA	06/05/1978	Active	32	6	6	0	0.00%	32	13	0			P,S,T,M,VP SC	0		\$2,543.68	
23868	IMABARI	10/19/1961	Active	59	4	13	-9	-13.24%	68	19	0			P,S,T,M,VP SC	12		\$9,682.60	
Exc Award (06/30/2023, 06/30/2024)																		
23866	IMABARI CHUO	10/24/1963	Active	50	3	1	2	4.17%	48	8	0			P,S,T,M,VP SC	13		\$4,450.19	
Exc Award (06/30/2017, 06/30/2023)																		
23867	IMABARI HIGASHI	07/31/1973	Active	38	2	2	0	0.00%	38	3	1			P,S,T,M,VP SC	0		\$3,432.42	
54082	IMABARI KURUSHIMA	02/10/1993	Active	33	3	7	-4	-10.81%	37	12	0			P,S,T,M,VP SC	0		\$2,586.50	
Exc Award (06/30/2017)																		
23865	INO	03/11/1967	Active	26	4	2	2	8.33%	24	5	0			P,S,T,M,VP SC	0		\$384.47	
Exc Award (06/30/2017, 06/30/2018, 06/30/2020)																		



Club Health Assessment for District 336 A through June 2025

			Status	Membership							Reports					Finance	LCIF
Club Number	Club Name	Charter Date		Current Member Count	YTD Members Added	YTD Members Dropped	YTD Net Growth	YTD Net Growth%	Member Count 12 Months Ago	Avg. length of service for dropped members	Months Since Last MMR ***	Yrs. Since Last Officer Report	President Rotation	Vice President Reported ****	Months Since Last Activity Report ***	Account Balance	Donations for current Fiscal Year
			Number of times on status quo within last two years	If below 15 members appears				If net loss is greater than 20% appears			If no report in 3 months appears in	When more than one year appears in	Number of repeat terms	Notes the officers that do not have an active	If no report at 12 months red		
30293	ISHII	02/18/1975	Active	18	5	3	2	12.50%	16	4	0		2	P,S,T,M,VP SC	9		\$726.70
34073	ITANO	06/08/1977	Active	24	1	4	-3	-11.11%	27	17	2			P,S,T,M,VP SC	19		\$576.47
23869	IYO	11/22/1965	Active	47	4	5	-1	-2.08%	48	19	0			P,S,T,M,VP SC	24+		\$3,592.30
31380	IYO DOI	11/10/1975	Active	55	11	1	10	22.22%	45	34	0			P,S,T,M,VP SC	0		\$6,982.31
44150	IYO KOMATSU	06/04/1984	Active	12	0	1	-1	-7.69%	13	14	0			P,S,T,M,VP SC	12		\$1,256.82
Exc Award (06/30/2017)																	
23870	IYO MISHIMA	10/18/1961	Active	35	0	6	-6	-14.63%	41	11	0			P,S,T,M,VP SC	9		\$900.03
Exc Award (06/30/2018, 06/30/2020, 06/30/2025)																	
23872	IYOYOSHIDA	09/15/1963	Active	16	2	3	-1	-5.88%	17	12	0			P,S,T,M,VP SC	0		\$577.04
46601	KAMIITA	10/02/1986	Active	29	0	2	-2	-6.45%	31	38	2			P,S,T,M,VP SC	4		\$418.30
49846	KAMIYAMA	09/11/1989	Cancelled(6*)	0	2	10	-8	-100.00%	8	26	1		None	P,S,T,M,VP SC	24+		
23873	KAMOJIMA	02/15/1967	Active	32	6	2	4	14.29%	28	4	0			P,S,T,M,VP SC	1		\$9,770.71
23874	KAN ONJI	03/19/1958	Active	46	8	1	7	17.95%	39	4	2			P,S,T,M,VP SC	10	90+ Days	\$5,323.88
55173	KAN-ONJI CHUO	12/28/1993	Active	17	2	0	2	13.33%	15		3			P,S,T,M,VP SC	0		\$1,600.01
Exc Award (06/30/2017, 06/30/2018)																	
23875	KAWANOE	12/16/1961	Active	36	5	3	2	5.88%	34	12	2			P,S,T,M,VP SC	1		\$6,158.91
Exc Award (06/30/2018)																	
51325	KAWANOE CHUO	02/08/1991	Active	18	1	1	0	0.00%	18	1	0			P,S,T,M,VP SC	0		\$3,163.27
Exc Award (06/30/2018)																	
37399	KIHOKU L C	06/27/1979	Active	28	0	3	-3	-9.68%	31	12	0			P,S,T,M,VP SC	1		\$828.59
50169	KITAJIMA	02/05/1990	Active	29	2	10	-8	-21.62%	37	13	0		2	P,S,T,M,VP SC	1		\$528.14
23879	KOCHI	02/12/1956	Active	81	7	15	-8	-8.99%	89	7	0			P,S,T,M,VP SC	0		\$7,040.20
23882	KOCHI CHUO	10/18/1973	Active	48	2	7	-5	-9.43%	53	26	0			P,S,T,M,VP SC	0		\$8,052.64
Exc Award (06/30/2016)																	
42146	KOCHI HIGASHI	12/22/1982	Active	38	1	4	-3	-7.32%	41	6	0			P,S,T,M,VP SC	2		\$1,030.67
36423	KOCHI KAGAMIGAWA	12/29/1978	Active	33	7	2	5	17.86%	28	14	5			P,S,T,M,VP SC	0		\$1,310.25
33495	KOCHI KASHIWA	03/07/1977	Active	55	2	3	-1	-1.79%	56	11	0			P,S,T,M,VP SC	3		\$16,535.95



Club Health Assessment for District 336 A through June 2025

			Status	Membership							Reports					Finance	LCIF
Club Number	Club Name	Charter Date		Current Member Count	YTD Members Added	YTD Members Dropped	YTD Net Growth	YTD Net Growth%	Member Count 12 Months Ago	Avg. length of service for dropped members	Months Since Last MMR ***	Yrs. Since Last Officer Report	President Rotation	Vice President Reported ****	Months Since Last Activity Report ***	Account Balance	Donations for current Fiscal Year
			Number of times on status quo within last two years	If below 15 members appears				If net loss is greater than 20% appears			If no report in 3 months appears in	When more than one year appears in	Number of repeat terms	Notes the officers that do not have an active	If no report at 12 months red		
Exc Award (06/30/2016, 06/30/2017, 06/30/2020)																	
23880	KOCHI KATSURA	11/21/1964	Active	32	0	3	-3	-8.57%	35	26	0			P,S,T,M,VP SC	0		\$3,265.70
44337	KOCHI KITA	10/25/1984	Active	35	3	1	2	6.06%	33	0	2			P,S,T,M,VP SC	0		\$2,774.29
23881	KOCHI KUROSHIO	05/24/1961	Active	50	0	5	-5	-9.09%	55	20	0			P,S,T,M,VP SC	0		\$10,739.26
53874	KOCHI MINAMI	12/02/1992	Active	30	1	3	-2	-6.25%	32	21	1			P,S,T,M,VP SC	1		\$16,000.15
Exc Award (06/30/2019, 06/30/2024)																	
60201	KOCHI RYOMA	12/16/1997	Active	58	1	1	0	0.00%	58	26	2			P,S,T,M,VP SC	0		\$6,089.23
Exc Award (06/30/2016)																	
55127	KOCHI SAKURA	12/10/1993	Active	38	0	15	-15	-28.30%	53	3	0			P,S,T,M,VP SC	0		\$4,846.28
Exc Award (06/30/2023)																	
23883	KOCHI YOOJYO	10/07/1959	Active	43	1	4	-3	-6.52%	46	20	0			P,S,T,M,VP SC	11		\$783.31
67605	KOCHI YOSAKOI	04/08/2003	Active	42	2	2	0	0.00%	42	6	0			P,S,T,M,VP SC	0		\$2,545.14
Exc Award (06/30/2017)																	
31635	KOCHI AKI L C	01/30/1976	Active	29	2	2	0	0.00%	29	7	2			P,S,T,M,VP SC	1		\$3,450.37
Exc Award (06/30/2016)																	
23885	KOMATUSIMA	04/20/1963	Active	23	0	4	-4	-14.81%	27	14	0			P,S,T,M,VP SC	4		\$509.51
Exc Award (06/30/2017)																	
37653	KONPIRA L C	10/31/1979	Active	44	3	2	1	2.33%	43	26	0			P,S,T,M,VP SC	0		\$3,380.04
23898	MARUGAME	02/23/1957	Active	87	2	7	-5	-5.43%	92	17	0			P,S,T,M,VP SC	13		\$5,203.95
Exc Award (06/30/2017, 06/30/2020)																	
32997	MARUGAME KYOGOKU	11/11/1976	Active	53	1	5	-4	-7.02%	57	23	0			P,S,T,M,VP SC	0		\$3,441.61
Exc Award (06/30/2017)																	
34719	MASAKI	11/29/1977	Active	20	2	2	0	0.00%	20	12	0			P,S,T,M,VP SC	15		\$2,401.50
Exc Award (06/30/2017)																	
128323	Matsuyama Century	07/22/2016	Active	35	1	3	-2	-5.41%	37	6	0			P,S,T,M,VP SC	0		\$2,552.83
Exc Award (06/30/2018)																	
23900	MATSUYAMA CHUO	11/22/1964	Active	107	6	5	1	0.94%	106	18	0			P,S,T,M,VP SC	18		\$12,338.92
Exc Award (06/30/2017, 06/30/2018, 06/30/2020)																	



Club Health Assessment for District 336 A through June 2025

			Status	Membership							Reports					Finance	LCIF
Club Number	Club Name	Charter Date		Current Member Count	YTD Members Added	YTD Members Dropped	YTD Net Growth	YTD Net Growth%	Member Count 12 Months Ago	Avg. length of service for dropped members	Months Since Last MMR ***	Yrs. Since Last Officer Report	President Rotation	Vice President Reported ****	Months Since Last Activity Report ***	Account Balance	Donations for current Fiscal Year
			Number of times on status quo within last two years	If below 15 members appears				If net loss is greater than 20% appears			If no report in 3 months appears in	When more than one year appears in	Number of repeat terms	Notes the officers that do not have an active	If no report at 12 months appears in red		
23901	MATSUYAMA DOGO Exc Award (06/30/2020)	08/03/1960	Active	56	3	5	-2	-3.45%	58	22	2			P,S,T,M,VP SC	2		\$7,931.76
23902	MATSUYAMA HIGASHI Exc Award (06/30/2017, 06/30/2020, 06/30/2023)	01/20/1970	Active	52	6	7	-1	-1.89%	53	12	0			P,S,T,M,VP SC	9		\$13,482.16
23899	MATSUYAMA HOST Exc Award (06/30/2016, 06/30/2017)	10/05/1953	Active	29	4	6	-2	-6.45%	31	13	0			P,S,T,M,VP SC	1		\$1,760.35
99080	MATSUYAMA JOTO Exc Award (06/30/2017)	04/10/2007	Active	23	0	0	0	0.00%	23		13			P,S,T,M,VP SC	0		\$1,261.27
46680	MATSUYAMA KINKI Exc Award (06/30/2017, 06/30/2018, 06/30/2020)	11/10/1986	Active	55	2	5	-3	-5.17%	58	12	0			P,S,T,M,VP SC	13		\$5,932.41
40582	MATSUYAMA KITA Exc Award (06/30/2017, 06/30/2019, 06/30/2020)	11/30/1981	Active	26	2	1	1	4.00%	25	3	2			P,S,T,M,VP SC	11		\$303.13
34074	MATSUYAMA MINAMI Exc Award (06/30/2017, 06/30/2019, 06/30/2020)	06/07/1977	Active	38	4	9	-5	-11.63%	43	7	0			P,S,T,M,VP SC	15		\$5,515.00
23903	MATSUYAMA NISHI Exc Award (06/30/2018, 06/30/2020)	02/15/1972	Active	60	4	4	0	0.00%	60	2	0			P,S,T,M,VP SC	7		\$7,894.22
52806	MATSUYAMA SHIRASAGI Exc Award (06/30/2017, 06/30/2020)	04/02/1992	Active	66	6	7	-1	-1.49%	67	20	0			P,S,T,M,VP SC	19		\$10,413.19
58686	MATSUYAMA SHIROYAMA Exc Award (06/30/2022, 06/30/2023)	09/06/1996	Active	50	8	6	2	4.17%	48	10	0			P,S,T,M,VP SC	24+		\$5,946.13
52282	MATSUYAMA TSUBAKI Exc Award (06/30/2017, 06/30/2018)	12/16/1991	Active	51	4	13	-9	-15.00%	60	6	0			P,S,T,M,VP SC	2		\$2,240.04
86053	MATSUYAMA YUZUKI Exc Award (06/30/2017, 06/30/2018)	03/31/2005	Active	43	1	2	-1	-2.27%	44	5	0			P,S,T,M,VP SC	0		\$29,717.02
23904	MIKAME Exc Award (06/30/2017)	04/27/1966	Active	13	0	0	0	0.00%	13		17			P,S,T,M,VP SC	24+		\$238.55
49245	MIKI SANUKI Exc Award (06/30/2017, 06/30/2018)	02/17/1989	Active	25	1	1	0	0.00%	25	5	8			P,S,T,M,VP SC	0		\$1,000.00
23906	MINAMIUWA L C	03/18/1966	Active	32	7	6	1	3.23%	31	10	2			P,S,T,M,VP SC	24		\$810.00
23909	MITOYO	04/10/1973	Active	40	4	2	2	5.26%	38	24	0			P,S,T,M,VP SC	11		\$4,178.90



Club Health Assessment for District 336 A through June 2025

			Status	Membership							Reports					Finance		LCIF
Club Number	Club Name	Charter Date		Current Member Count	YTD Members Added	YTD Members Dropped	YTD Net Growth	YTD Net Growth%	Member Count 12 Months Ago	Avg. length of service for dropped members	Months Since Last MMR ***	Yrs. Since Last Officer Report	President Rotation	Vice President Reported ****	Months Since Last Activity Report ***	Account Balance	Donations for current Fiscal Year	
			Number of times on status quo within last two years	If below 15 members appears				If net loss is greater than 20% appears			If no report in 3 months appears in	When more than one year appears in	Number of repeat terms	Notes the officers that do not have an active	If no report at 12 months appears in red			
23911	MUROTO	03/29/1967	Active	21	3	2	1	5.00%	20	34	0		None	P,S,T,M,VP SC	24+		\$466.85	
	Exc Award (06/30/2020)																	
23913	NAGAO	04/17/1964	Active	28	1	3	-2	-6.67%	30	31	0			P,S,T,M,VP SC	1		\$1,600.01	
42254	NAKATOSA	01/26/1983	Active	18	2	3	-1	-5.26%	19	4	2			P,S,T,M,VP SC	6		\$380.00	
23915	NANKOKU	11/05/1971	Active	21	0	1	-1	-4.55%	22	40	2			P,S,T,M,VP SC	0		\$2,252.56	
35665	NAOSHIMA	05/22/1978	Active	22	2	3	-1	-4.35%	23	4	0		None	P,S,T,M,VP SC	24+		\$545.70	
23916	NARUTO	04/22/1963	Active	36	2	2	0	0.00%	36	3	3			P,S,T,M,VP SC	15		\$1,404.69	
41279	NARUTO NISHI	04/14/1982	Active	20	4	3	1	5.26%	19	4	1			P,S,T,M,VP SC	1		\$733.79	
23917	NIIHAMA	10/05/1960	Active	54	5	4	1	1.89%	53	28	0			P,S,T,M,VP SC	0		\$3,778.76	
	Exc Award (06/30/2018, 06/30/2019)																	
49262	NIIHAMA BESSHI	02/27/1989	Active	35	4	2	2	6.06%	33	4	1			P,S,T,M,VP SC	0		\$1,526.26	
34913	NIIHAMA CHUO	12/30/1977	Active	12	0	0	0	0.00%	12		11		None	P,S,T,M,VP SC	0		\$1,189.87	
57929	NIIHAMA HIUCHI	02/29/1996	Active	56	8	2	6	12.00%	50	5	0			P,S,T,M,VP SC	0		\$5,467.58	
	Exc Award (06/30/2017, 06/30/2018, 06/30/2019)																	
35504	NOMURA	04/24/1978	Active	14	0	0	0	0.00%	14		9		2	P,S,T,M,VP SC	24+		\$182.83	
23920	OGATA	05/27/1967	Active	20	1	1	0	0.00%	20	4	7			P,S,T,M,VP SC	23		\$995.93	
23931	OZU	12/02/1960	Active	39	3	8	-5	-11.36%	44	17	0			P,S,T,M,VP SC	24+			
23933	SAIJO	10/19/1961	Active	67	1	2	-1	-1.47%	68	25	0			P,S,T,M,VP SC	11		\$1,445.49	
	Exc Award (06/30/2018)																	
50312	SAIJO ISHIZUCHI	03/12/1990	Active	42	5	3	2	5.00%	40	12	0			P,S,T,M,VP SC	2		\$349.01	
23935	SAKAIDE	04/01/1960	Active	30	0	7	-7	-18.92%	37	14	0		None	P,S,T,M,VP SC	1		\$2,518.16	
23934	SAKAIDE HAKUHO	11/20/1965	Active	119	9	23	-14	-10.53%	133	8	0			P,S,T,M,VP SC	11		\$35,032.95	
	Exc Award (06/30/2017)																	
108021	SAKAIDE SENIOR	04/07/2010	Active	22	0	7	-7	-24.14%	29	13	0			P,S,T,M,VP SC	19		\$346.30	
	Exc Award (06/30/2017)																	
23937	SAKAWA OCHI L C	06/22/1969	Active	16	0	0	0	0.00%	16		15		2	P,S,T,M,VP SC	0		\$1,351.14	
23938	SHIDO	04/16/1965	Active	61	22	43	-21	-25.61%	82	4	0			P,S,T,M,VP SC	19		\$1,794.01	



Club Health Assessment for District 336 A through June 2025

			Status	Membership							Reports					Finance	LCIF			
Club Number	Club Name	Charter Date		Current Member Count	YTD Members Added	YTD Members Dropped	YTD Net Growth	YTD Net Growth%	Member Count 12 Months Ago	Avg. length of service for dropped members	Months Since Last MMR ***	Yrs. Since Last Officer Report	President Rotation	Vice President Reported ****	Months Since Last Activity Report ***	Account Balance	Donations for current Fiscal Year			
			Number of times on status quo within last two years	If below 15 members appears					If net loss is greater than 20% appears						If no report in 3 months appears in	When more than one year appears in	Number of repeat terms	Notes the officers that do not have an active	If no report at 12 months appears in red	
Exc Award (06/30/2017)																				
39251	SHIKOKUCHUO HOO	12/08/1980	Active	33	1	1	0	0.00%	33	3	10			P,S,T,M,VP SC	1		\$1,390.42			
23914	SHIMANTO	09/24/1963	Active	49	16	11	5	11.36%	44	19	0			P,S,T,M,VP SC	2		\$982.84			
23942	SHODOSHIMA HIGASHI	05/03/1966	Active	24	4	4	0	0.00%	24	14	0			P,S,T,M,VP SC	3		\$440.01			
Exc Award (06/30/2017)																				
23941	SHODOSHIMA L C	02/11/1964	Active	49	8	3	5	11.36%	44	15	0			P,S,T,M,VP SC	8		\$1,100.01			
Exc Award (06/30/2017, 06/30/2018, 06/30/2020)																				
23943	SUKUMO	06/10/1965	Active	14	0	1	-1	-6.67%	15	8	0			P,S,T,M,VP SC	0		\$509.15			
23944	SUSAKI	06/14/1963	Active	24	4	3	1	4.35%	23	2	1			P,S,T,M,VP SC	5		\$773.28			
23946	TADOTSU	03/01/1964	Active	56	2	3	-1	-1.75%	57	8	0			P,S,T,M,VP SC	0		\$4,319.35			
Exc Award (06/30/2017)																				
23951	TAKAMATSU	01/25/1956	Active	21	0	10	-10	-32.26%	31	22	0			P,S,T,M,VP SC	8		\$661.00			
Exc Award (06/30/2019)																				
23953	TAKAMATSU AOI	11/29/1970	Active	48	7	4	3	6.67%	45	3	0			P,S,T,M,VP SC	13		\$2,352.75			
Exc Award (06/30/2017)																				
55128	TAKAMATSU GENPEI	12/13/1993	Active	31	2	1	1	3.33%	30	14	9			P,S,T,M,VP SC	2		\$5,287.31			
Exc Award (06/30/2017)																				
23947	TAKAMATSU HIGASHI	06/26/1965	Active	43	6	20	-14	-24.56%	57	3	0			P,S,T,M,VP SC	0		\$7,950.07			
Exc Award (06/30/2017, 06/30/2019)																				
88655	TAKAMATSU KITA	06/16/2005	Active	24	1	3	-2	-7.69%	25	11	0			P,S,T,M,VP SC	1		\$1,148.13			
Exc Award (06/30/2016)																				
77881	TAKAMATSU KUKO	12/05/2003	Active	18	1	4	-3	-14.29%	21	12	0			P,S,T,M,VP SC	2		\$242.75			
23948	TAKAMATSU MINAMI	11/05/1973	Active	18	0	1	-1	-5.26%	19	5	10		None	P,S,T,M,VP SC	13					
Exc Award (06/30/2017)																				
29973	TAKAMATSU NISHI	11/29/1974	Active	61	19	4	15	32.61%	46	3	4			P,S,T,M,VP SC	17		\$15,139.18			
127386	Takamatsu Phoenix	04/26/2016	Active	24	3	1	2	9.09%	22	7	0			P,S,T,M,VP SC	0		\$695.10			
Exc Award (06/30/2017, 06/30/2018)																				
23955	TAKAMATSU RITSURIN	10/13/1962	Active	32	2	5	-3	-8.57%	35	29	0			P,S,T,M,VP SC	16		\$6,847.95			



Club Health Assessment for District 336 A through June 2025

			Status	Membership							Reports					Finance	LCIF
Club Number	Club Name	Charter Date		Current Member Count	YTD Members Added	YTD Members Dropped	YTD Net Growth	YTD Net Growth%	Member Count 12 Months Ago	Avg. length of service for dropped members	Months Since Last MMR ***	Yrs. Since Last Officer Report	President Rotation	Vice President Reported ****	Months Since Last Activity Report ***	Account Balance	Donations for current Fiscal Year
			Number of times on status quo within last two years	If below 15 members appears				If net loss is greater than 20% appears			If no report in 3 months appears in	When more than one year appears in	Number of repeat terms	Notes the officers that do not have an active	If no report at 12 months appears in red		
Exc Award (06/30/2017)																	
23975	TAKAMATSU SHIUN	03/08/1970	Active	54	3	10	-7	-11.48%	61	13	0			P,S,T,M,VP SC	24+		\$1,900.75
Exc Award (06/30/2018)																	
23952	TAKAMATSU TAMAMO	10/30/1960	Active	23	0	2	-2	-8.00%	25	3	0			P,S,T,M,VP SC	24+		\$5,303.86
Exc Award (06/30/2016)																	
23950	TAKAMATSU YASHIMA	10/13/1964	Cancelled(6*)	0	0	29	-29	-100.00%	29	16	0		None	P,S,T,M,VP SC	24+		\$1,209.10
Exc Award (06/30/2016)																	
40971	TOBE	02/22/1982	Active	48	7	5	2	4.35%	46	16	1			P,S,T,M,VP SC	3	90+ Days	\$5,760.28
Exc Award (06/30/2017)																	
56067	TOKUSHIMA AI	08/26/1994	Active	12	1	14	-13	-52.00%	25	16	0			P,S,T,M,VP SC	24+		\$1,250.10
23959	TOKUSHIMA BIZAN	12/01/1960	Active	24	2	1	1	4.35%	23	11	2			P,S,T,M,VP SC	24+		\$921.15
23960	TOKUSHIMA CHUO	10/17/1961	Cancelled(6*)	0	1	13	-12	-100.00%	12	21	1		None	P,S,T,M,VP SC	7		\$583.16
Exc Award (06/30/2018)																	
58433	TOKUSHIMA MARINPIA	06/14/1996	Active	32	3	1	2	6.67%	30	28	3			P,S,T,M,VP SC	7		\$2,630.60
23962	TOKUSHIMA MINAMI	04/09/1973	Cancelled(6*)	0	1	15	-14	-100.00%	14	20	0		None	P,S,T,M,VP SC	23		\$300.36
Exc Award (06/30/2017)																	
33399	TOKUSHIMA SHIROYAMA	02/25/1977	Active	37	3	3	0	0.00%	37	2	1			P,S,T,M,VP SC	1		\$3,052.26
Exc Award (06/30/2018)																	
78263	TOKUSHIMA SUDACHI	02/18/2004	Active	65	11	5	6	10.17%	59	13	0			P,S,T,M,VP SC	21		\$7,105.45
Exc Award (06/30/2019)																	
106779	TOKUSHIMA YAMAMOMO	10/19/2009	Active	20	0	8	-8	-28.57%	28	10	0			P,S,T,M,VP SC	24+		\$222.00
52160	TOKUSHIMA YOSHINOAWA	11/12/1991	Active	24	0	0	0	0.00%	24		2			P,S,T,M,VP SC	0		\$1,565.23
Exc Award (06/30/2019, 06/30/2020)																	
23945	TOSA	11/19/1965	Active	45	5	8	-3	-6.25%	48	15	0			P,S,T,M,VP SC	0		\$1,282.52
Exc Award (06/30/2016, 06/30/2018, 06/30/2020)																	
35276	TOSA KONAN	03/13/1978	Active	27	4	8	-4	-12.90%	31	12	0		None	P,S,T,M,VP SC	15		\$2,300.00
Exc Award (06/30/2017)																	
23910	TOSA-MOTOYAMA L C	03/12/1967	Active	20	0	6	-6	-23.08%	26	15	2		None	P,S,T,M,VP SC	4		\$624.91



Club Health Assessment for District 336 A through June 2025

			Status	Membership							Reports					Finance	LCIF
Club Number	Club Name	Charter Date		Current Member Count	YTD Members Added	YTD Members Dropped	YTD Net Growth	YTD Net Growth%	Member Count 12 Months Ago	Avg. length of service for dropped members	Months Since Last MMR ***	Yrs. Since Last Officer Report	President Rotation	Vice President Reported ****	Months Since Last Activity Report ***	Account Balance	Donations for current Fiscal Year
			Number of times on status quo within last two years	If below 15 members appears				If net loss is greater than 20% appears			If no report in 3 months appears in	When more than one year appears in	Number of repeat terms	Notes the officers that do not have an active	If no report at 12 months appears in red		
23969	TOSASHIMIZU	10/25/1964	Active	34	4	6	-2	-5.56%	36	21	0			P,S,T,M,VP SC	0		\$1,738.93
23967	TOSAYAMADA	12/01/1964	Active	9	0	0	0	0.00%	9		9		3	P,S,T,M,VP SC	3		\$1,160.00
23919	TOYO	01/18/1964	Active	43	2	10	-8	-15.69%	51	14	0			P,S,T,M,VP SC	0		\$1,330.84
Exc Award (06/30/2017, 06/30/2019)																	
23972	UCHIKO	06/17/1966	Active	39	0	1	-1	-2.50%	40	7	2			P,S,T,M,VP SC	4		\$574.64
Exc Award (06/30/2017)																	
99685	UTAZU	06/19/2007	Active	37	6	2	4	12.12%	33	7	0			P,S,T,M,VP SC	4		\$5,122.96
23976	UWA	12/02/1960	Active	42	3	1	2	5.00%	40	5	1		2	P,S,T,M,VP SC	10		\$1,918.30
23978	UWAJIMA	07/05/1955	Active	43	6	5	1	2.38%	42	10	1			P,S,T,M,VP SC	0		\$1,610.28
Exc Award (06/30/2016)																	
23981	WAKI	12/08/1964	Active	36	8	4	4	12.50%	32	3	0		None	P,S,T,M,VP SC	24		\$95.00
Exc Award (06/30/2017)																	
39944	YAKURI L C	05/05/1981	Active	22	0	0	0	0.00%	22		11			P,S,T,M,VP SC	8		\$181.22
23983	YAWATAHAMA	03/14/1956	Active	39	3	4	-1	-2.50%	40	24	3			P,S,T,M,VP SC	1		\$2,493.80
Exc Award (06/30/2017)																	
42734	YAWATAHAMA MINATO	05/19/1983	Active	35	8	5	3	9.38%	32	3	2			P,S,T,M,VP SC	1		\$1,620.00
Exc Award (06/30/2017)																	
23989	ZENTSUJI	06/19/1962	Active	37	0	3	-3	-7.50%	40	26	0			P,S,T,M,VP SC	3		\$3,322.30

Clubs Cancelled Previous Fiscal Year – Clubs Cancelled within last 12 months may be reinstated

Club Number	Club Name	Charter Date	Current Status*	Cancellation Date
78946	TAKAMATSU GREEN	04/28/2004	Cancelled(6*)	06/29/2024

Current Total Clubs Count	YTD New Clubs Count	YTD Cancelled Clubs Count	YTD Net Club Gain	Current Total Members Count	YTD Add	YTD Drop	YTD Net Growth	YTD Net Growth %	Member Count 12 Months Ago	Average Member Count Per Club	% of Clubs with less than 20 members	% No MMR in 3 Months	% No Officer Report in 12 Months	% of Clubs with balance 90+ days	Number of Clubs in Status Quo	% Status Quo Clubs in Financial Suspension	Number of Cancelled Clubs	Average Cancelled Club Age	Members Lost Due to Cancellation	% of Clubs Cancelled for Non-Financial Reasons
132	3	5	-2	4,793	495	652	-157	-3.17%	4,949	36	12%	16%	0%	2%	0	0%	5	55	80	100%



Club Health Assessment for District 336 A through June 2025

			Status	Membership							Reports					Finance	LCIF
Club Number	Club Name	Charter Date		Current Member Count	YTD Members Added	YTD Members Dropped	YTD Net Growth	YTD Net Growth%	Member Count 12 Months Ago	Avg. length of service for dropped members	Months Since Last MMR ***	Yrs. Since Last Officer Report	President Rotation	Vice President Reported ****	Months Since Last Activity Report ***	Account Balance	Donations for current Fiscal Year
			Number of times on status quo within last two years	If below 15 members appears				If net loss is greater than 20% appears			If no report in 3 months appears in	When more than one year appears in	Number of repeat terms	Notes the officers that do not have an active	If no report at 12 months appears in red		

* - P - Priority Club. Cancellation Reasons: 1-Objectives/conduct, 2-Non-active club, 5-Non-existing club, 6-Disbanding, 7-Merger, 8-Financial Suspension, 9-District/Multiple District Dues.
** - Abbreviation: P-President, S-Secretary, T-Treasurer, M-Member Chairperson, VP-First Vice President, MC-Communications Chairperson, SC-Service Chairperson
*** - Abbreviation: N/R - Never reported using the Lions Clubs website, N/A - Not applicable, No password registered for the Lions Clubs website.
**** - Abbreviation: N - New, IP - Immediate Past, R - Repeat.



Club Health Assessment for District 336 B through June 2025

			Status	Membership							Reports					Finance	LCIF
Club Number	Club Name	Charter Date		Current Member Count	YTD Members Added	YTD Members Dropped	YTD Net Growth	YTD Net Growth%	Member Count 12 Months Ago	Avg. length of service for dropped members	Months Since Last MMR ***	Yrs. Since Last Officer Report	President Rotation	Vice President Reported ****	Months Since Last Activity Report ***	Account Balance	Donations for current Fiscal Year
			Number of times on status quo within last two years	If below 15 members appears			If net loss is greater than 20% appears				If no report in 3 months appears in	When more than one year appears in	Number of repeat terms	Notes the officers that do not have an active	If no report at 12 months red		
Clubs less than two years old																	
180620	Okayama Subaru	02/28/2025	Active	76	76	0	76	100.00%	0		0			P,S,T,M,VP SC	0		\$3,400.08
Clubs more than two years old																	
23856	BIZEN	06/26/1960	Active	24	5	2	3	14.29%	21	3	0			P,S,T,M,VP SC	4	90+ Days	\$646.32
Exc Award (06/30/2019)																	
23907	BIZEN MITSUISHI	06/24/1961	Active	13	0	0	0	0.00%	13		9			P,S,T,M,VP SC	24+		
23861	HINASE	08/03/1961	Active	10	1	2	-1	-9.09%	11	16	4			P,S,T,M,VP SC	N/A		
39498	HIRUZEN L C	02/04/1981	Active	25	2	3	-1	-3.85%	26	12	0			P,S,T,M,VP SC	13		
Exc Award (06/30/2016)																	
23864	IBARA	01/26/1956	Active	26	3	4	-1	-3.70%	27	10	0			P,S,T,M,VP SC	3		
41280	KASAOKA HIGASHI	04/14/1982	Active	34	3	7	-4	-10.53%	38	26	0			P,S,T,M,VP SC	13		
23887	KOJIMA	12/28/1955	Active	32	1	2	-1	-3.03%	33	19	5			P,S,T,M,VP SC	19		
23884	KOJIMA WASHU	12/07/1964	Active	29	4	2	2	7.41%	27	29	0			P,S,T,M,VP SC	11		
23886	KONKO	03/27/1960	Active	18	3	4	-1	-5.26%	19	10	0			P,S,T,M,VP SC	7		
Exc Award (06/30/2024)																	
23888	KURASHIKI	06/26/1957	Active	67	3	2	1	1.52%	66	3	0			P,S,T,M,VP SC	1		
Exc Award (06/30/2016, 06/30/2017, 06/30/20)																	
36178	KURASHIKI ACHI	10/19/1978	Active	17	2	2	0	0.00%	17	6	0			P,S,T,M,VP SC	3		
23891	KURASHIKI CHUO	06/21/1964	Active	20	0	2	-2	-9.09%	22	9	0		None	P,S,T,M,VP SC	0		
Exc Award (06/30/2016)																	
23857	KURASHIKI HIGASHI	02/25/1969	Active	14	0	1	-1	-6.67%	15	8	3			P,S,T,M,VP SC	3		
Exc Award (06/30/2016)																	
85971	KURASHIKI HOHOEMI	03/21/2005	Cancelled(6*)	0	0	7	-7	-100.00%	7	16	0		None	P,S,T,M,VP SC	24+		
33800	KURASHIKI MABI	04/19/1977	Active	24	2	4	-2	-7.69%	26	33	0			P,S,T,M,VP SC	2		
Exc Award (06/30/2016, 06/30/2021, 06/30/20)																	
30378	KURASHIKI MINAMI	03/06/1975	Active	30	2	4	-2	-6.25%	32	22	0			P,S,T,M,VP SC	24+		
Exc Award (06/30/2016, 06/30/2018)																	



Club Health Assessment for District 336 B through June 2025

			Status	Membership							Reports					Finance	LCIF
Club Number	Club Name	Charter Date		Current Member Count	YTD Members Added	YTD Members Dropped	YTD Net Growth	YTD Net Growth%	Member Count 12 Months Ago	Avg. length of service for dropped members	Months Since Last MMR ***	Yrs. Since Last Officer Report	President Rotation	Vice President Reported ****	Months Since Last Activity Report ***	Account Balance	Donations for current Fiscal Year
			Number of times on status quo within last two years	If below 15 members appears				If net loss is greater than 20% appears			If no report in 3 months appears in	When more than one year repeat appears in	Number of repeat terms	Notes the officers that do not have an active	If no report at 12 months appears in red		
23890	KURASHIKI MIZUSHIMA	06/24/1961	Active	23	0	0	0	0.00%	23		13			P,S,T,M,VP SC	0		\$300.36
37899	KURASHIKI NISHI	12/26/1979	Active	50	5	2	3	6.38%	47	5	0			P,S,T,M,VP SC	0		\$7,000.00
	Exc Award (06/30/2016, 06/30/2018)																
23892	KURASHIKI OHJI	12/23/1971	Active	22	0	2	-2	-8.33%	24	6	0			P,S,T,M,VP SC	1		
53030	KURASHIKI ROSE	05/05/1992	Active	8	0	1	-1	-11.11%	9	46	2			P,S,T,M,VP SC	0		\$180.01
43302	KURASHIKI TENRYO	12/29/1983	Active	28	1	1	0	0.00%	28	0	0			P,S,T,M,VP SC	1		\$1,180.85
23889	KURAYOSHI	12/09/1959	Active	40	1	2	-1	-2.44%	41	26	6			P,S,T,M,VP SC	3		\$2,125.68
	Exc Award (06/30/2016, 06/30/2018, 06/30/20)																
44496	KURAYOSHI GREAT	12/10/1984	Active	34	4	5	-1	-2.86%	35	19	0			P,S,T,M,VP SC	6		\$851.78
	Exc Award (06/30/2016, 06/30/2018)																
36645	KURAYOSHI KITA	02/05/1979	Cancelled(6*)	0	0	14	-14	-100.00%	14	21	0		None	P,S,T,M,VP SC	13		
23895	KURAYOSHI UTSUBUKI	11/27/1969	Active	37	7	5	2	5.71%	35	13	0			P,S,T,M,VP SC	2		\$1,088.90
	Exc Award (06/30/2016, 06/30/2018)																
32036	MANIWA ASAHI L C	04/06/1976	Active	12	0	3	-3	-20.00%	15	25	0			P,S,T,M,VP SC	0		\$700.00
	Exc Award (06/30/2016, 06/30/2018, 06/30/20)																
23897	MANIWA L C	04/12/1964	Active	19	0	0	0	0.00%	19		15			P,S,T,M,VP SC	0		\$1,000.00
23908	MITSU	09/27/1964	Cancelled(6*)	0	0	22	-22	-100.00%	22	17	6		None	P,S,T,M,VP SC	15		\$2,000.00
	Exc Award (06/30/2017)																
23918	NIIMI	12/11/1957	Active	50	7	7	0	0.00%	50	21	0			P,S,T,M,VP SC	12		\$3,254.14
35464	OCHIAI	04/10/1978	Active	13	0	1	-1	-7.14%	14	33	0			P,S,T,M,VP SC	1		\$700.08
	Exc Award (06/30/2016)																
23922	OKAYAMA	11/02/1954	Active	49	5	12	-7	-12.50%	56	8	0			P,S,T,M,VP SC	0		\$6,500.19
39112	OKAYAMA AGEHA	11/26/1980	Active	34	3	3	0	0.00%	34	8	0			P,S,T,M,VP SC	4		\$3,000.01
	Exc Award (06/30/2019, 06/30/2024)																
35277	OKAYAMA CHUO	03/13/1978	Active	22	4	3	1	4.76%	21	9	0			P,S,T,M,VP SC	8		\$5,300.07
	Exc Award (06/30/2023, 06/30/2024)																
123510	Okayama Harmony	10/30/2014	Active	36	0	2	-2	-5.26%	38	9	0		2	P,S,T,M,VP SC	1		\$7,000.00
	Exc Award (06/30/2019, 06/30/2024)																



Club Health Assessment for District 336 B through June 2025

			Status	Membership							Reports					Finance		LCIF
Club Number	Club Name	Charter Date		Current Member Count	YTD Members Added	YTD Members Dropped	YTD Net Growth	YTD Net Growth%	Member Count 12 Months Ago	Avg. length of service for dropped members	Months Since Last MMR ***	Yrs. Since Last Officer Report	President Rotation	Vice President Reported ****	Months Since Last Activity Report ***	Account Balance	Donations for current Fiscal Year	
			Number of times on status quo within last two years	If below 15 members appears					If net loss is greater than 20% appears			If no report in 3 months appears in	When more than one year appears in	Number of repeat terms	Notes the officers that do not have appears in an active	If no report at 12 months red		
23924	OKAYAMA HIGASHI	12/26/1960	Active	60	8	6	2	3.45%	58	10	0			P,S,T,M,VP SC	7		\$5,200.00	
Exc Award (06/30/2016, 06/30/2019, 06/30/2021)																		
23925	OKAYAMA HIKARI	06/19/1972	Active	19	3	5	-2	-9.52%	21	18	0			P,S,T,M,VP SC	0		\$3,400.05	
Exc Award (06/30/2018, 06/30/2021, 06/30/2024)																		
61345	OKAYAMA JOTO	12/08/1998	Active	12	1	0	1	9.09%	11		5			P,S,T,M,VP SC	24+		\$240.00	
23877	OKAYAMA KIBI	11/28/1965	Active	32	1	2	-1	-3.03%	33	27	0			P,S,T,M,VP SC	1		\$920.12	
43303	OKAYAMA KITA	12/12/1983	Active	11	0	3	-3	-21.43%	14	18	6			P,S,T,M,VP SC	0		\$701.26	
23927	OKAYAMA KORAKU	12/26/1960	Active	41	2	2	0	0.00%	41	29	1			P,S,T,M,VP SC	1		\$1,600.01	
Exc Award (06/30/2016, 06/30/2017)																		
29863	OKAYAMA MINAMI	10/14/1974	Active	19	3	4	-1	-5.00%	20	6	0			P,S,T,M,VP SC	3		\$7,700.13	
Exc Award (06/30/2017, 06/30/2018)																		
132601	Okayama Mirai	09/13/2017	Active	92	3	8	-5	-5.15%	97	5	0			P,S,T,M,VP SC	1		\$6,057.24	
Exc Award (06/30/2018, 06/30/2019, 06/30/2021)																		
146704	Okayama Momo	06/14/2021	Active	24	7	2	5	26.32%	19	3	2			P,S,T,M,VP SC	7		\$23,000.02	
Exc Award (06/30/2023)																		
57447	OKAYAMA MUSCAT	10/23/1995	Active	12	2	2	0	0.00%	12	1	2			P,S,T,M,VP SC	0		\$3,350.05	
23928	OKAYAMA NISHI	03/20/1972	Active	106	18	3	15	16.48%	91	27	0			P,S,T,M,VP SC	8		\$64,471.66	
Exc Award (06/30/2016, 06/30/2021)																		
68670	OKAYAMA PEARL	04/30/2003	Cancelled(6*)	0	0	6	-6	-100.00%	6	7	5		None	P,S,T,M,VP SC	24+			
Exc Award (06/30/2016, 06/30/2017, 06/30/2021)																		
39387	OKAYAMA PHOENIX	01/31/1981	Active	14	5	5	0	0.00%	14	14	0			P,S,T,M,VP SC	0		\$340.00	
47377	OKAYAMA SETOUCHI	05/19/1987	Active	38	2	2	0	0.00%	38	9	0			P,S,T,M,VP SC	6		\$2,700.00	
Exc Award (06/30/2016, 06/30/2017)																		
23926	OKAYAMA SOZAN	06/16/1969	Active	33	5	6	-1	-2.94%	34	19	0			P,S,T,M,VP SC	4		\$5,000.12	
Exc Award (06/30/2016)																		
41854	OKU	09/07/1982	Active	27	2	1	1	3.85%	26	16	0			P,S,T,M,VP SC	2		\$260.00	
23932	SAIDAIJI	05/01/1957	Active	68	5	4	1	1.49%	67	10	0			P,S,T,M,VP SC	N/R		\$1,000.00	
56376	SAIHAKU MINAMI	12/28/1994	Active	23	0	3	-3	-11.54%	26	13	1			P,S,T,M,VP SC	15		\$2,174.07	



Club Health Assessment for District 336 B through June 2025

			Status	Membership							Reports					Finance	LCIF	
Club Number	Club Name	Charter Date		Current Member Count	YTD Members Added	YTD Members Dropped	YTD Net Growth	YTD Net Growth%	Member Count 12 Months Ago	Avg. length of service for dropped members	Months Since Last MMR ***	Yrs. Since Last Officer Report	President Rotation	Vice President Reported ****	Months Since Last Activity Report ***	Account Balance	Donations for current Fiscal Year	
			Number of times on status quo within last two years	If below 15 members appears			If net loss is greater than 20% appears			If no report in 3 months appears in			When more than one year appears in	Number of repeat terms	Notes the officers that do not have an active	If no report at 12 months appears in red		
Exc Award (06/30/2019)																		
23936	SAKAIMINATO	09/16/1959	Active	53	3	2	1	1.92%	52	12	0			P,S,T,M,VP SC	0		\$7,000.01	
29419	SAKAIMINATO MIHO	05/31/1974	Active	29	4	4	0	0.00%	29	35	0			P,S,T,M,VP SC	14		\$3,200.01	
Exc Award (06/30/2016)																		
121792	Shinkurashiki	04/04/2014	Active	24	0	5	-5	-17.24%	29	11	0			P,S,T,M,VP SC	N/A	90+ Days	\$750.08	
Exc Award (06/30/2016, 06/30/2018)																		
23940	SOJA	02/05/1961	Active	27	1	5	-4	-12.90%	31	20	0			P,S,T,M,VP SC	1		\$3,097.08	
50440	SOJA SESSHU	04/16/1990	Active	10	0	1	-1	-9.09%	11	35	0			P,S,T,M,VP SC	8		\$4,425.29	
23949	TAKAHASHI	02/16/1961	Active	19	2	1	1	5.56%	18	2	0			P,S,T,M,VP SC	1		\$1,329.33	
Exc Award (06/30/2016, 06/30/2018)																		
23954	TAMANO	03/31/1956	Active	29	0	2	-2	-6.45%	31	7	6		None	P,S,T,M,VP SC	1		\$3,673.63	
23966	TAMANO SHIBUKAWA	07/29/1965	Active	18	2	3	-1	-5.26%	19	22	1			P,S,T,M,VP SC	12		\$1,442.02	
Exc Award (06/30/2022, 06/30/2024)																		
23956	TAMASHIMA	02/22/1956	Active	36	0	0	0	0.00%	36		3			P,S,T,M,VP SC	7		\$1,982.25	
Exc Award (06/30/2016, 06/30/2019, 06/30/20)																		
23963	TOTTORI	02/16/1957	Active	28	6	5	1	3.70%	27	10	0			P,S,T,M,VP SC	6		\$2,890.01	
Exc Award (06/30/2016, 06/30/2017, 06/30/20)																		
23965	TOTTORI CHUO	09/19/1962	Active	41	5	8	-3	-6.82%	44	13	0			P,S,T,M,VP SC	0		\$1,360.42	
Exc Award (06/30/2016, 06/30/2018, 06/30/20)																		
23970	TOTTORI INABA	05/19/1968	Active	94	6	4	2	2.17%	92	12	0			P,S,T,M,VP SC	0		\$6,800.04	
Exc Award (06/30/2016, 06/30/2018, 06/30/20)																		
23977	TOTTORI KYUSHO	04/12/1970	Active	27	6	4	2	8.00%	25	9	0			P,S,T,M,VP SC	1		\$1,100.11	
Exc Award (06/30/2018, 06/30/2021)																		
48006	TOTTORI SAKYU	12/28/1987	Active	40	3	2	1	2.56%	39	14	0			P,S,T,M,VP SC	2		\$2,522.37	
Exc Award (06/30/2016, 06/30/2017, 06/30/20)																		
41947	TOTTORI SENDAI	10/29/1982	Active	11	1	2	-1	-8.33%	12	7	0			P,S,T,M,VP SC	2			
Exc Award (06/30/2019, 06/30/2021)																		
23964	TSUYAMA	05/12/1955	Active	24	2	3	-1	-4.00%	25	13	0			P,S,T,M,VP SC	2		\$1,000.00	



Club Health Assessment for District 336 B through June 2025

			Status	Membership							Reports					Finance		LCIF
Club Number	Club Name	Charter Date		Current Member Count	YTD Members Added	YTD Members Dropped	YTD Net Growth	YTD Net Growth%	Member Count 12 Months Ago	Avg. length of service for dropped members	Months Since Last MMR ***	Yrs. Since Last Officer Report	President Rotation	Vice President Reported ****	Months Since Last Activity Report ***	Account Balance	Donations for current Fiscal Year	
			Number of times on status quo within last two years	If below 15 members appears					If net loss is greater than 20% appears			If no report in 3 months appears in	When more than one year appears in	Number of repeat terms	Notes the officers that do not have an active	If no report at 12 months appears in red		
23971	TSUYAMA KAKUZAN	03/20/1968	Active	27	0	4	-4	-12.90%	31	25	0			P,S,T,M,VP SC	6		\$1,300.01	
Exc Award (06/30/2018)																		
43304	TSUYAMA SAKURA	12/27/1983	Active	18	0	0	0	0.00%	18		0			P,S,T,M,VP SC	0		\$1,260.05	
Exc Award (06/30/2016, 06/30/2019)																		
47040	TSUYAMA SHURAKU	03/09/1987	Active	30	0	1	-1	-3.23%	31	5	0			P,S,T,M,VP SC	1		\$2,753.61	
Exc Award (06/30/2018, 06/30/2019)																		
23974	TSUYAMA YAYOI	02/15/1970	Active	21	2	4	-2	-8.70%	23	6	0			P,S,T,M,VP SC	1		\$1,000.00	
Exc Award (06/30/2016, 06/30/2019, 06/30/2020)																		
23980	WAKE	02/11/1962	Active	19	0	3	-3	-13.64%	22	22	2			P,S,T,M,VP SC	24+		\$300.01	
23982	YAKAKE	01/15/1965	Active	27	1	1	0	0.00%	27	44	1			P,S,T,M,VP SC	8		\$174.51	
23985	YONAGO	11/24/1956	Active	47	7	5	2	4.44%	45	6	0			P,S,T,M,VP SC	5		\$583.27	
Exc Award (06/30/2022)																		
23986	YONAGO GREAT SOUTH	07/21/1963	Active	11	3	1	2	22.22%	9	0	5			P,S,T,M,VP SC	24+			
36646	YONAGO JOZAN	02/05/1979	Active	23	2	2	0	0.00%	23	37	0			P,S,T,M,VP SC	4		\$300.49	
Exc Award (06/30/2017, 06/30/2021)																		
23987	YONAGO NISHIKI	04/30/1964	Active	25	1	1	0	0.00%	25	11	0			P,S,T,M,VP SC	4		\$291.64	
23988	YOSHINAGA	04/23/1967	Active	13	5	1	4	44.44%	9	13	0		2	P,S,T,M,VP SC	8		\$1,010.56	
35278	YUBARA	03/27/1978	Active	20	0	1	-1	-4.76%	21	2	11			P,S,T,M,VP SC	0		\$1,000.00	
Exc Award (06/30/2017, 06/30/2021)																		
123707	Yurihama Mirai	11/26/2014	Active	19	1	1	0	0.00%	19	10	9		2	P,S,T,M,VP SC	N/A		\$701.09	

Clubs Cancelled Previous Fiscal Year – Clubs Cancelled within last 12 months may be reinstated

Club Number	Club Name	Charter Date	Current Status*	Cancellation Date
49657	KURASHIKI HEISEI	06/28/1989	Cancelled(6*)	08/29/2023
23929	OKAYAMA UJO	11/26/1957	Cancelled(6*)	06/29/2024



Club Health Assessment for District 336 B through June 2025

Club Number			Club Name			Charter Date			Status					Membership					Reports					Finance		LCIF
									Current Member Count	YTD Members Added	YTD Members Dropped	YTD Net Growth	YTD Net Growth%	Member Count 12 Months Ago	Avg. length of service for dropped members	Months Since Last MMR ***	Yrs. Since Last Officer Report	President Rotation	Vice President Reported ****	Months Since Last Activity Report ***	Account Balance	Donations for current Fiscal Year				
									Number of times on status quo within last two years	If below 15 members appears			If net loss is greater than 20% appears			If no report in 3 months appears in		When more than one year appears in	Number of repeat terms	Notes the officers that do not have an active		If no report at 12 months appears in red				
Current Total Clubs Count	YTD New Clubs Count	YTD Cancelled Clubs Count	YTD Net Club Gain	Current Total Members Count	YTD Add	YTD Drop	YTD Net Growth	YTD Net Growth %	Member Count 12 Months Ago	Average Member Count Per Club	% of Clubs with less than 20 members	% No MMR in 3 Months	% No Officer Report in 12 Months	% of Clubs with balance 90+ days	Number of Clubs in Status Quo	% Status Quo Clubs in Financial Suspension	Number of Cancelled Clubs	Average Cancelled Club Age	Members Lost Due to Cancellation	% of Clubs Cancelled for Non-Financial Reasons						
78	1	4	-3	2,377	274	273	1	0.04%	2,376	30	31%	18%	0%	3%	0	0%	4	62	49	100%						

* - P - Priority Club. Cancellation Reasons: 1-Objectives/conduct, 2-Non-active club, 5-Non-existing club, 6-Disbanding, 7-Merger, 8-Financial Suspension, 9-District/Multiple District Dues.

** - Abbreviation: P-President, S-Secretary, T-Treasurer, M-Member Chairperson, VP-First Vice President, MC-Communications Chairperson, SC-Service Chairperson

*** - Abbreviation: N/R - Never reported using the Lions Clubs website, N/A - Not applicable, No password registered for the Lions Clubs website.

**** - Abbreviation: N - New, IP - Immediate Past, R - Repeat.



Club Health Assessment for District 336 C through June 2025

			Status	Membership							Reports					Finance	LCIF
Club Number	Club Name	Charter Date		Current Member Count	YTD Members Added	YTD Members Dropped	YTD Net Growth	YTD Net Growth%	Member Count 12 Months Ago	Avg. length of service for dropped members	Months Since Last MMR ***	Yrs. Since Last Officer Report	President Rotation	Vice President Reported ****	Months Since Last Activity Report ***	Account Balance	Donations for current Fiscal Year
			Number of times on status quo within last two years	If below 15 members appears				If net loss is greater than 20% appears			If no report in 3 months appears in	When more than one year appears in	Number of repeat terms	Notes the officers that do not have an active	If no report at 12 months appears in red		
Clubs more than two years old																	
24083	AKI L C	11/28/1961	Active	30	6	2	4	15.38%	26	14	1			P,S,T,M,VP SC	3		\$2,395.58
Exc Award (06/30/2019, 06/30/2020)																	
24207	AKITAKATA	07/19/1962	Active	17	0	3	-3	-15.00%	20	25	3			P,S,T,M,VP SC	11		\$697.06
24091	FUCHU	05/01/1958	Active	33	2	6	-4	-10.81%	37	15	0			P,S,T,M,VP SC	5		\$3,469.11
41282	FUCHU CHUO	04/22/1982	Active	30	0	2	-2	-6.25%	32	15	0			P,S,T,M,VP SC	0		\$1,992.76
37304	FUCHU MEIKYO	06/05/1979	Active	9	0	1	-1	-10.00%	10	16	5			P,S,T,M,VP SC	24+		\$187.45
24092	FUKUYAMA	10/20/1956	Active	81	2	5	-3	-3.57%	84	9	0			P,S,T,M,VP SC	0		\$4,156.52
24089	FUKUYAMA AI	03/12/1966	Active	42	2	3	-1	-2.33%	43	6	0			P,S,T,M,VP SC	0		\$7,621.31
Exc Award (06/30/2018, 06/30/2019, 06/30/2020)																	
24093	FUKUYAMA CHUO	02/26/1967	Active	36	1	6	-5	-12.20%	41	18	0			P,S,T,M,VP SC	1		\$3,157.14
Exc Award (06/30/2018)																	
24095	FUKUYAMA CITY	01/19/1969	Active	23	1	1	0	0.00%	23	47	0			P,S,T,M,VP SC	0		\$775.33
55988	FUKUYAMA FLOWER	07/06/1994	Active	51	6	6	0	0.00%	51	11	0			P,S,T,M,VP SC	0		\$5,191.19
Exc Award (06/30/2016)																	
54566	FUKUYAMA HEISEI	06/07/1993	Active	36	2	3	-1	-2.70%	37	14	0			P,S,T,M,VP SC	1		\$1,322.72
Exc Award (06/30/2019, 06/30/2020)																	
32998	FUKUYAMA HIGASHI	11/04/1976	Active	59	2	1	1	1.72%	58	18	0		None	P,S,T,M,VP SC	4		\$3,158.34
Exc Award (06/30/2018)																	
41855	FUKUYAMA HISAMATSU	09/27/1982	Active	42	1	7	-6	-12.50%	48	7	0			P,S,T,M,VP SC	0		\$5,826.87
Exc Award (06/30/2018, 06/30/2019, 06/30/2020)																	
24094	FUKUYAMA IYOO	07/11/1962	Active	40	4	3	1	2.56%	39	4	0			P,S,T,M,VP SC	2		\$5,727.52
Exc Award (06/30/2019)																	
51813	FUKUYAMA KITA	06/18/1991	Active	26	0	0	0	0.00%	26		11			P,S,T,M,VP SC	2		\$952.94
24148	FUKUYAMA MATSUNAGA	12/04/1960	Active	41	1	4	-3	-6.82%	44	21	5			P,S,T,M,VP SC	1		\$332.31
Exc Award (06/30/2016, 06/30/2018)																	
53244	FUKUYAMA MINAMI	06/01/1992	Active	65	1	5	-4	-5.80%	69	9	0			P,S,T,M,VP SC	1		\$10,468.30
Exc Award (06/30/2016, 06/30/2017)																	



Club Health Assessment for District 336 C through June 2025

			Status	Membership							Reports					Finance		LCIF
Club Number	Club Name	Charter Date		Current Member Count	YTD Members Added	YTD Members Dropped	YTD Net Growth	YTD Net Growth%	Member Count 12 Months Ago	Avg. length of service for dropped members	Months Since Last MMR ***	Yrs. Since Last Officer Report	President Rotation	Vice President Reported ****	Months Since Last Activity Report ***	Account Balance	Donations for current Fiscal Year	
			Number of times on status quo within last two years	If below 15 members appears					If net loss is greater than 20% appears			If no report in 3 months appears in	When more than one year appears in	Number of repeat terms	Notes the officers that do not have an active	If no report at 12 months appears in red		
127046	Fukuyama Peace	06/21/2016	Active	96	17	6	11	12.94%	85	5	0			P,S,T,M,VP SC	0		\$2,646.10	
Exc Award (06/30/2022)																		
24183	FUKUYAMA SHIN-ICHI	12/21/1963	Active	77	7	6	1	1.32%	76	18	0			P,S,T,M,VP SC	1		\$10,911.77	
Exc Award (06/30/2017, 06/30/2018, 06/30/2019)																		
41812	HATSUKAICHI	08/13/1982	Active	15	1	1	0	0.00%	15	3	0			P,S,T,M,VP SC	17		\$670.59	
Exc Award (06/30/2019)																		
24084	HIGASHI HIROSHIMA	03/22/1967	Active	47	6	4	2	4.44%	45	6	0			P,S,T,M,VP SC	1		\$9,473.16	
Exc Award (06/30/2018)																		
30424	HIGASHI HIROSHIMA WEST	03/17/1975	Active	32	1	2	-1	-3.03%	33	22	0			P,S,T,M,VP SC	1		\$5,709.84	
Exc Award (06/30/2017, 06/30/2024)																		
24085	HIGASHIHIROSHIMAAKITSU	11/23/1964	Active	37	3	3	0	0.00%	37	22	0			P,S,T,M,VP SC	1		\$3,111.86	
Exc Award (06/30/2017)																		
32027	HIGASHIHIROSHIMA KUROSE	04/12/1976	Active	31	2	1	1	3.33%	30	2	0			P,S,T,M,VP SC	24+		\$1,742.64	
24105	HIROSHIMA	01/26/1955	Active	59	7	9	-2	-3.28%	61	9	0			P,S,T,M,VP SC	2		\$7,182.34	
Exc Award (06/30/2016, 06/30/2017, 06/30/2018)																		
39945	HIROSHIMAASAHI	05/18/1981	Active	29	1	7	-6	-17.14%	35	20	0			P,S,T,M,VP SC	0		\$3,806.50	
Exc Award (06/30/2023)																		
24129	HIROSHIMA CHUO	06/20/1964	Active	47	8	4	4	9.30%	43	16	0			P,S,T,M,VP SC	6		\$2,636.46	
Exc Award (06/30/2019, 06/30/2020, 06/30/2021)																		
24106	HIROSHIMA DELTA	03/21/1961	Active	42	4	7	-3	-6.67%	45	10	0			P,S,T,M,VP SC	2		\$2,383.17	
Exc Award (06/30/2016, 06/30/2018, 06/30/2019)																		
24108	HIROSHIMA HEIWA	05/31/1959	Active	39	1	8	-7	-15.22%	46	4	1			P,S,T,M,VP SC	0		\$551.75	
Exc Award (06/30/2020)																		
34797	HIROSHIMA ITSUKAICHI	12/02/1977	Active	23	2	2	0	0.00%	23	22	0			P,S,T,M,VP SC	0		\$3,095.59	
Exc Award (06/30/2016, 06/30/2018)																		
24109	HIROSHIMA JOHOKU	06/07/1967	Active	33	3	5	-2	-5.71%	35	7	0			P,S,T,M,VP SC	0		\$1,683.27	
Exc Award (06/30/2023)																		
24126	HIROSHIMA KABE	03/21/1961	Active	35	2	4	-2	-5.41%	37	9	0			P,S,T,M,VP SC	0		\$2,151.47	
Exc Award (06/30/2016, 06/30/2018, 06/30/2019)																		



Club Health Assessment for District 336 C through June 2025

			Status	Membership							Reports					Finance	LCIF	
Club Number	Club Name	Charter Date		Current Member Count	YTD Members Added	YTD Members Dropped	YTD Net Growth	YTD Net Growth%	Member Count 12 Months Ago	Avg. length of service for dropped members	Months Since Last MMR ***	Yrs. Since Last Officer Report	President Rotation	Vice President Reported ****	Months Since Last Activity Report ***	Account Balance	Donations for current Fiscal Year	
			Number of times on status quo within last two years	If below 15 members appears					If net loss is greater than 20% appears			If no report in 3 months appears in	When more than one year appears in	Number of repeat terms	Notes the officers that do not have an active	If no report at 12 months appears in red		
44151	HIROSHIMA KOYO	06/05/1984	Active	51	4	8	-4	-7.27%	55	13	1				P,S,T,M,VP SC	2		\$1,684.35
Exc Award (06/30/2017, 06/30/2018, 06/30/2020)																		
55552	Hiroshima Momiji	04/13/1994	Active	7	0	0	0	0.00%	7		15	1	None		P,S,T,M,VP SC	24+		\$652.96
24107	HIROSHIMA NEW	01/29/1969	Active	51	7	3	4	8.51%	47	1	0				P,S,T,M,VP SC	5		\$1,157.41
Exc Award (06/30/2016, 06/30/2018, 06/30/2020)																		
38768	HIROSHIMA NEW CITY	06/09/1980	Active	16	0	11	-11	-40.74%	27	11	0				P,S,T,M,VP SC	6		\$479.34
Exc Award (06/30/2023)																		
33000	HIROSHIMA OTAGAWA	11/10/1976	Active	34	2	4	-2	-5.56%	36	10	0				P,S,T,M,VP SC	0		\$5,079.58
Exc Award (06/30/2016, 06/30/2017, 06/30/2020)																		
41856	HIROSHIMA PHOENIX	09/27/1982	Active	57	3	3	0	0.00%	57	5	0				P,S,T,M,VP SC	0		\$5,402.94
Exc Award (06/30/2017, 06/30/2018, 06/30/2020)																		
24110	HIROSHIMA RIJO	06/23/1958	Active	28	1	10	-9	-24.32%	37	19	0				P,S,T,M,VP SC	0		\$37,200.13
Exc Award (06/30/2016, 06/30/2017, 06/30/2020)																		
37730	HIROSHIMA ROYAL	11/06/1979	Active	35	2	1	1	2.94%	34	13	0				P,S,T,M,VP SC	3		\$709.39
Exc Award (06/30/2024)																		
24111	HIROSHIMA SAIKI	08/28/1962	Active	15	0	2	-2	-11.76%	17	1	0		None		P,S,T,M,VP SC	0		\$666.47
Exc Award (06/30/2017, 06/30/2023)																		
44603	HIROSHIMA SATO	01/24/1985	Active	25	7	4	3	13.64%	22	6	0				P,S,T,M,VP SC	0		\$3,138.11
Exc Award (06/30/2022, 06/30/2023)																		
59696	HIROSHIMA SEIHOKU	06/02/1997	Active	38	12	2	10	35.71%	28	20	1				P,S,T,M,VP SC	1		\$4,046.15
Exc Award (06/30/2018, 06/30/2023)																		
47858	HIROSHIMA SEIRYU	11/02/1987	Active	20	0	2	-2	-9.09%	22	22	2				P,S,T,M,VP SC	1		\$1,348.06
44497	HIROSHIMA WAKABA	12/21/1984	Active	11	0	4	-4	-26.67%	15	3	0				P,S,T,M,VP SC	15		\$289.17
Exc Award (06/30/2022)																		
56631	HIROSHIMA WISE	03/09/1995	Active	29	0	1	-1	-3.33%	30	11	0				P,S,T,M,VP SC	1		\$1,628.64
Exc Award (06/30/2016, 06/30/2017, 06/30/2020)																		
24208	JINSEKI KOGEN	12/03/1967	Active	28	4	5	-1	-3.45%	29	25	0				P,S,T,M,VP SC	5		\$1,198.04
36179	JINSEKITAISHAKUKYO	10/09/1978	Active	10	2	0	2	25.00%	8		0				P,S,T,M,VP SC	0		\$697.05
Exc Award (06/30/2016, 06/30/2017)																		




Club Health Assessment for District 336 C through June 2025

			Status	Membership							Reports					Finance		LCIF				
Club Number	Club Name	Charter Date		Current Member Count	YTD Members Added	YTD Members Dropped	YTD Net Growth	YTD Net Growth%	Member Count 12 Months Ago	Avg. length of service for dropped members	Months Since Last MMR ***	Yrs. Since Last Officer Report	President Rotation	Vice President Reported ****	Months Since Last Activity Report ***	Account Balance	Donations for current Fiscal Year					
			Number of times on status quo within last two years	If below 15 members appears						If net loss is greater than 20% appears						If no report in 3 months appears in	When more than one year appears in	Number of repeat terms	Notes the officers that do not have an active	If no report at 12 months appears in red		
24125	JOGE	04/10/1966	Active	26	0	2	-2	-7.14%	28	7	0				P,S,T,M,VP SC	0		\$552.60				
Exc Award (06/30/2016)																						
24133	KANNABE	01/27/1963	Active	32	4	2	2	6.67%	30	2	0				P,S,T,M,VP SC	0		\$2,198.47				
Exc Award (06/30/2022, 06/30/2023)																						
24087	KITAHIROSHIMA CHIYODA	04/09/1973	Active	34	2	2	0	0.00%	34	27	0				P,S,T,M,VP SC	0		\$5,585.54				
24140	KURE	11/26/1955	Active	21	1	2	-1	-4.55%	22	22	0				P,S,T,M,VP SC	3		\$5,463.81				
Exc Award (06/30/2019)																						
24142	KURE BLUE	03/09/1963	Active	21	2	3	-1	-4.55%	22	5	0				P,S,T,M,VP SC	1		\$2,503.23				
24141	KURE GREEN	11/24/1959	Active	47	5	3	2	4.44%	45	25	0				P,S,T,M,VP SC	16		\$1,826.46				
50893	KURE PORT	08/07/1990	Active	30	0	3	-3	-9.09%	33	26	0				P,S,T,M,VP SC	22		\$1,243.93				
29974	KURE URUME	11/27/1974	Active	20	0	0	0	0.00%	20		2				P,S,T,M,VP SC	1		\$975.88				
Exc Award (06/30/2017, 06/30/2023)																						
36952	KURE YASUURA	04/03/1979	Cancelled(6*)	0	0	15	-15	-100.00%	15	16	6		None		P,S,T,M,VP SC	7		\$195.89				
24149	MIHARA	02/15/1961	Active	64	4	1	3	4.92%	61	26	0				P,S,T,M,VP SC	1		\$6,439.91				
Exc Award (06/30/2018, 06/30/2023)																						
24116	MIHARA HONGO	09/11/1966	Active	21	6	1	5	31.25%	16	3	2				P,S,T,M,VP SC	6		\$1,184.00				
29236	MIHARA KUI	04/30/1974	Active	29	1	0	1	3.57%	28		1				P,S,T,M,VP SC	1		\$3,479.59				
24150	MIHARA UKISHIRO	05/12/1963	Active	81	9	6	3	3.85%	78	9	0				P,S,T,M,VP SC	0		\$6,913.72				
Exc Award (06/30/2016, 06/30/2023)																						
24152	MIRASAKA	05/16/1965	Active	14	0	1	-1	-6.67%	15	14	3		None		P,S,T,M,VP SC	23		\$256.17				
Exc Award (06/30/2017)																						
24155	MIYAJIMAGUCHI L C	02/08/1962	Active	35	2	1	1	2.94%	34	11	0				P,S,T,M,VP SC	0		\$19,830.74				
Exc Award (06/30/2016)																						
63696	MIYOSHI SENIOR	11/14/2000	Active	20	0	0	0	0.00%	20		16	1	None		P,S,T,M,VP SC	16		\$546.72				
24164	NOMISHIMA L C	11/25/1962	Active	14	0	7	-7	-33.33%	21	23	0		None		P,S,T,M,VP SC	24+		\$981.80				
24168	ONOMICHI	08/30/1958	Active	67	2	4	-2	-2.90%	69	11	0				P,S,T,M,VP SC	2		\$2,972.70				
Exc Award (06/30/2016)																						
24117	ONOMICHI INNOSHIMA	02/09/1962	Active	42	1	1	0	0.00%	42	18	0				P,S,T,M,VP SC	20		\$3,822.18				



Club Health Assessment for District 336 C through June 2025

			Status	Membership						Reports					Finance	LCIF	
Club Number	Club Name	Charter Date		Current Member Count	YTD Members Added	YTD Members Dropped	YTD Net Growth	YTD Net Growth%	Member Count 12 Months Ago	Avg. length of service for dropped members	Months Since Last MMR ***	Yrs. Since Last Officer Report	President Rotation	Vice President Reported ****	Months Since Last Activity Report ***	Account Balance	Donations for current Fiscal Year
			Number of times on status quo within last two years	If below 15 members appears				If net loss is greater than 20% appears			If no report in 3 months appears in	When more than one year appears in	Number of repeat terms	Notes the officers that do not have an active	If no report at 12 months appears in red		
Exc Award (06/30/2017)																	
24153	ONOMICHI MITSUGI	12/14/1971	Active	16	0	0	0	0.00%	16		1			P,S,T,M,VP SC	8		\$130.59
24157	ONOMICHI MUKAISHIMA	06/24/1967	Active	27	0	0	0	0.00%	27		3			P,S,T,M,VP SC	0		\$65.30
Exc Award (06/30/2016, 06/30/2018)																	
24170	ONOMICHI RURI	01/20/1963	Active	33	1	2	-1	-2.94%	34	26	2			P,S,T,M,VP SC	3		\$1,382.29
Exc Award (06/30/2016, 06/30/2018, 06/30/2020)																	
24174	OSAKIKAMIJIMA	01/22/1967	Active	34	5	3	2	6.25%	32	13	0			P,S,T,M,VP SC	16		\$470.13
24173	OTAKE	08/28/1962	Active	23	1	2	-1	-4.17%	24	9	2			P,S,T,M,VP SC	1		\$1,201.53
24175	SAIJO	09/05/1964	Active	16	0	1	-1	-5.88%	17	2	0			P,S,T,M,VP SC	24+		\$1,395.90
24138	SERAKOZAN	11/09/1963	Active	35	2	5	-3	-7.89%	38	7	0			P,S,T,M,VP SC	0		\$1,248.13
24184	SHOBARA	03/25/1962	Active	48	1	3	-2	-4.00%	50	21	0			P,S,T,M,VP SC	4		\$2,683.05
Exc Award (06/30/2018, 06/30/2022)																	
24189	TAKEHARA	11/22/1958	Active	47	4	8	-4	-7.84%	51	10	0		None	P,S,T,M,VP SC	24+		\$2,914.48
Exc Award (06/30/2017)																	

Clubs Cancelled Previous Fiscal Year – Clubs Cancelled within last 12 months may be reinstated

Club Number	Club Name	Charter Date	Current Status*	Cancellation Date
43439	HIROSHIMA EAST	01/25/1984	Cancelled(6*)	12/29/2023
57949	HIROSHIMA SEIWA	03/07/1996	Cancelled(6*)	06/29/2024
24130	YAMAGATA KAKE	04/08/1961	Cancelled(6*)	06/29/2024

Current Total Clubs Count	YTD New Clubs Count	YTD Cancelled Clubs Count	YTD Net Club Gain	Current Total Members Count	YTD Add	YTD Drop	YTD Net Growth	YTD Net Growth %	Member Count 12 Months Ago	Average Member Count Per Club	% of Clubs with less than 20 members	% No MMR in 3 Months	% No Officer Report in 12 Months	% of Clubs with balance 90+ days	Number of Clubs in Status Quo	% Status Quo Clubs in Financial Suspension	Number of Cancelled Clubs	Average Cancelled Club Age	Members Lost Due to Cancellation	% of Clubs Cancelled for Non-Financial Reasons
75	0	1	-1	2,655	193	265	-72	-2.64%	2,727	35	16%	11%	3%	0%	0	0%	1	177	15	100%



Club Health Assessment for District 336 C through June 2025

			Status	Membership							Reports					Finance	LCIF
Club Number	Club Name	Charter Date		Current Member Count	YTD Members Added	YTD Members Dropped	YTD Net Growth	YTD Net Growth%	Member Count 12 Months Ago	Avg. length of service for dropped members	Months Since Last MMR ***	Yrs. Since Last Officer Report	President Rotation	Vice President Reported ****	Months Since Last Activity Report ***	Account Balance	Donations for current Fiscal Year
			Number of times on status quo within last two years	If below 15 members appears				If net loss is greater than 20% appears			If no report in 3 months appears in	When more than one year appears in	Number of repeat terms	Notes the officers that do not have an active	If no report at 12 months appears in red		

* - P - Priority Club. Cancellation Reasons: 1-Objectives/conduct, 2-Non-active club, 5-Non-existing club, 6-Disbanding, 7-Merger, 8-Financial Suspension, 9-District/Multiple District Dues.
** - Abbreviation: P-President, S-Secretary, T-Treasurer, M-Member Chairperson, VP-First Vice President, MC-Communications Chairperson, SC-Service Chairperson
*** - Abbreviation: N/R - Never reported using the Lions Clubs website, N/A - Not applicable, No password registered for the Lions Clubs website.
**** - Abbreviation: N - New, IP - Immediate Past, R - Repeat.



Club Health Assessment for District 336 D through June 2025

			Status	Membership							Reports					Finance		LCIF
Club Number	Club Name	Charter Date		Current Member Count	YTD Members Added	YTD Members Dropped	YTD Net Growth	YTD Net Growth%	Member Count 12 Months Ago	Avg. length of service for dropped members	Months Since Last MMR ***	Yrs. Since Last Officer Report	President Rotation	Vice President Reported ****	Months Since Last Activity Report ***	Account Balance	Donations for current Fiscal Year	
			Number of times on status quo within last two years	If below 15 members appears				If net loss is greater than 20% appears			If no report in 3 months appears in	When more than one year appears in	Number of repeat terms	Notes the officers that do not have an active	If no report at 12 months appears in red			
Clubs less than two years old																		
181218	Hamada Touran Campus	04/04/2025	Newly Chartered	21	21	0	21	100.00%	0		2			P,S,T,M,VP SC	N/R			
179705	Shunankoritsudaigaku	11/22/2024	Active	20	54	34	20	100.00%	0	1	0			P,S,T,M,VP SC	N/A			
180940	University of Shimane akaenpitsukun Campus	03/03/2025	Active	20	20	0	20	100.00%	0		3			P,S,T,M,VP SC	1			
180951	University of Shimane DSAC Campus	03/03/2025	Active	20	20	0	20	100.00%	0		3			P,S,T,M,VP SC	1			
Clubs more than two years old																		
24082	AKAGI	12/29/1972	Active	20	4	2	2	11.11%	18	9	0			P,S,T,M,VP SC	1		\$867.40	
24088	DAITO	02/28/1966	Active	22	2	1	1	4.76%	21	4	2			P,S,T,M,VP SC	0		\$1,760.82	
24097	GOTSU	09/18/1960	Active	63	8	17	-9	-12.50%	72	9	0			P,S,T,M,VP SC	0		\$8,891.82	
Exc Award (06/30/2024)																		
24099	HAGI	02/11/1962	Active	63	2	1	1	1.61%	62	36	0			P,S,T,M,VP SC	24+		\$4,796.97	
24098	HAMADA	04/01/1958	Active	36	2	4	-2	-5.26%	38	13	0			P,S,T,M,VP SC	24+		\$2,549.69	
30860	HAMADA KAMEYAMA	05/30/1975	Active	42	5	8	-3	-6.67%	45	19	0			P,S,T,M,VP SC	8		\$7,635.49	
24100	HIGASHIIZUMO	08/24/1970	Active	33	3	4	-1	-2.94%	34	7	0			P,S,T,M,VP SC	0		\$2,349.98	
24101	HIKARI	04/30/1962	Active	37	5	4	1	2.78%	36	20	0			P,S,T,M,VP SC	1		\$3,640.61	
24102	HIKAWA	04/29/1966	Active	49	1	4	-3	-5.77%	52	22	0			P,S,T,M,VP SC	7		\$7,973.32	
24103	HIRAO	06/16/1971	Active	6	1	1	0	0.00%	6	4	0		2	P,S,T,M,VP SC	24+		\$640.03	
24104	HIRATA	02/15/1964	Active	29	3	1	2	7.41%	27	0	0			P,S,T,M,VP SC	20		\$4,025.44	
24114	HOFU	04/05/1961	Active	32	0	5	-5	-13.51%	37	18	0			P,S,T,M,VP SC	0		\$12,889.45	
24115	HOFU CHUO	01/31/1965	Active	26	4	3	1	4.00%	25	7	0			P,S,T,M,VP SC	0		\$1,306.59	
32655	HOUHOKU	07/30/1976	Active	17	0	1	-1	-5.56%	18	12	0		None	P,S,T,M,VP SC	0		\$1,715.25	
Exc Award (06/30/2017, 06/30/2018)																		
24118	IWAKUNI	11/23/1958	Active	32	3	9	-6	-15.79%	38	14	0			P,S,T,M,VP SC	1		\$1,720.01	
24119	IWAKUNI NISHIKI	05/04/1962	Active	59	8	5	3	5.36%	56	2	0			P,S,T,M,VP SC	0		\$3,073.56	
24120	IWAKUNI SAKURA	02/11/1965	Active	27	2	3	-1	-3.57%	28	20	0			P,S,T,M,VP SC	0		\$3,557.42	



Club Health Assessment for District 336 D through June 2025

			Status	Membership							Reports					Finance	LCIF
Club Number	Club Name	Charter Date		Current Member Count	YTD Members Added	YTD Members Dropped	YTD Net Growth	YTD Net Growth%	Member Count 12 Months Ago	Avg. length of service for dropped members	Months Since Last MMR ***	Yrs. Since Last Officer Report	President Rotation	Vice President Reported ****	Months Since Last Activity Report ***	Account Balance	Donations for current Fiscal Year
			Number of times on status quo within last two years	If below 15 members appears	If net loss is greater than 20% appears					If no report in 3 months appears in		When more than one year appears in	Number of repeat terms	Notes the officers that do not have an active	If no report at 12 months red		
24121	IWAMI	06/25/1966	Active(1)	32	2	4	-2	-5.88%	34	11	0		None	P,S,T,M,VP SC	1		\$675.37
24122	IZUMO	01/18/1961	Active	35	1	5	-4	-10.26%	39	20	0			P,S,T,M,VP SC	24+		\$2,527.98
24123	IZUMO CHUO	09/13/1964	Active	51	4	18	-14	-21.54%	65	4	0			P,S,T,M,VP SC	3		\$15,348.89
36425	IZUMO LAKEHILL	12/18/1978	Active	13	1	2	-1	-7.14%	14	3	2			P,S,T,M,VP SC	1		\$2,646.58
33001	IZUMO MINAMI	11/18/1976	Active	25	2	2	0	0.00%	25	10	0			P,S,T,M,VP SC	1		\$2,169.22
24124	IZUMOHIROSE L C	07/14/1963	Active	25	0	0	0	0.00%	25		15	1	None	P,S,T,M,VP SC	24+		\$993.40
24127	KAKEYA	05/24/1970	Active	27	1	2	-1	-3.57%	28	24	4			P,S,T,M,VP SC	0		\$652.44
24131	KAMO	08/28/1966	Active	28	1	0	1	3.70%	27		9			P,S,T,M,VP SC	18		\$1,925.81
32851	KASHIMA SHIMANE	10/19/1976	Active	37	9	4	5	15.63%	32	16	1		None	P,S,T,M,VP SC	24+		\$1,573.30
24128	KIKUGAWA	05/05/1968	Active	13	1	3	-2	-13.33%	15	19	0			P,S,T,M,VP SC	19		\$926.22
24136	KISUKI	08/30/1964	Active	27	2	7	-5	-15.63%	32	20	0			P,S,T,M,VP SC	0		\$1,164.67
24139	KUDAMATSU	07/24/1960	Active	17	0	3	-3	-15.00%	20	25	0			P,S,T,M,VP SC	0		\$546.08
38242	KUDAMATSU CHUO	03/19/1980	Active	28	1	0	1	3.70%	27		11			P,S,T,M,VP SC	4		\$586.75
39388	KUSUNOKI	01/31/1981	Active	19	2	3	-1	-5.00%	20	19	2			P,S,T,M,VP SC	24+		\$456.08
24145	MASUDA	01/18/1961	Active	59	8	4	4	7.27%	55	13	0			P,S,T,M,VP SC	0		\$3,385.11
Exc Award (06/30/2017, 06/30/2018)																	
38012	MASUDA AKEBONO	01/31/1980	Active	22	0	2	-2	-8.33%	24	24	0			P,S,T,M,VP SC	3		\$440.00
Exc Award (06/30/2016, 06/30/2018, 06/30/20)																	
24146	MATSUE	06/10/1956	Active	77	15	12	3	4.05%	74	11	0			P,S,T,M,VP SC	24		\$9,665.62
Exc Award (06/30/2024)																	
47276	MATSUE AOI	04/28/1987	Active	67	12	16	-4	-5.63%	71	16	0			P,S,T,M,VP SC	1		\$5,949.52
Exc Award (06/30/2016, 06/30/2018)																	
24147	MATSUE KOJO	06/14/1964	Active	80	2	6	-4	-4.76%	84	9	0			P,S,T,M,VP SC	2		\$14,054.48
Exc Award (06/30/2018)																	
24151	MINE	07/21/1962	Active	24	2	3	-1	-4.00%	25	13	0		None	P,S,T,M,VP SC	24		\$3,852.99
24154	MITOYA	06/24/1966	Active	21	5	2	3	16.67%	18	18	0			P,S,T,M,VP SC	3		\$1,248.23



Club Health Assessment for District 336 D through June 2025

			Status	Membership							Reports					Finance	LCIF
Club Number	Club Name	Charter Date		Current Member Count	YTD Members Added	YTD Members Dropped	YTD Net Growth	YTD Net Growth%	Member Count 12 Months Ago	Avg. length of service for dropped members	Months Since Last MMR ***	Yrs. Since Last Officer Report	President Rotation	Vice President Reported ****	Months Since Last Activity Report ***	Account Balance	Donations for current Fiscal Year
			Number of times on status quo within last two years	If below 15 members appears				If net loss is greater than 20% appears			If no report in 3 months appears in	When more than one year appears in	Number of repeat terms	Notes the officers that do not have an active	If no report at 12 months red		
59182	MIZUHO	02/24/1997	Active	44	1	2	-1	-2.22%	45	7	1			P,S,T,M,VP SC	24+		\$880.04
24159	NAGATO	09/09/1962	Active	50	1	6	-5	-9.09%	55	3	0			P,S,T,M,VP SC	0		\$13,305.17
24163	NITA	12/17/1967	Active	43	1	3	-2	-4.44%	45	11	0			P,S,T,M,VP SC	0		\$3,201.72
24165	ODA	01/20/1963	Active	34	2	3	-1	-2.86%	35	3	0			P,S,T,M,VP SC	11		\$3,653.67
55426	OHCHI DAIWA	03/08/1994	Active	9	0	0	0	0.00%	9		10		None	P,S,T,M,VP SC	24+		\$244.33
24167	ONODA	06/27/1960	Active	35	2	2	0	0.00%	35	2	10			P,S,T,M,VP SC	24+		\$3,400.96
24171	OSHIMA	03/22/1964	Active	14	2	3	-1	-6.67%	15	10	0			P,S,T,M,VP SC	2		\$1,920.23
30987	OSHIMA CHUO	06/20/1975	Active	12	1	1	0	0.00%	12	11	0			P,S,T,M,VP SC	24+		\$259.86
24172	OSHIMA ORANGE	06/11/1971	Active	16	0	3	-3	-15.79%	19	13	0		None	P,S,T,M,VP SC	24+		
36426	SADA	12/19/1978	Active	21	2	1	1	5.00%	20	2	5			P,S,T,M,VP SC	12		\$342.09
48590	SAKURAE	05/17/1988	Active	14	0	2	-2	-12.50%	16	30	2			P,S,T,M,VP SC	1		\$1,634.19
24176	SANYO	10/30/1962	Active	28	1	4	-3	-9.68%	31	23	1			P,S,T,M,VP SC	10		\$2,956.56
24182	SHIMONOSEKI	12/14/1958	Active	30	12	7	5	20.00%	25	11	0			P,S,T,M,VP SC	18		\$641.29
24177	SHIMONOSEKI CHOFU	03/13/1965	Active	14	1	3	-2	-12.50%	16	38	0			P,S,T,M,VP SC	0		\$510.45
24181	SHIMONOSEKI EAST	09/09/1962	Active	36	6	3	3	9.09%	33	3	0			P,S,T,M,VP SC	0		\$1,331.10
30663	SHIMONOSEKI HIBIKINADA	04/25/1975	Active	18	2	3	-1	-5.26%	19	1	1		None	P,S,T,M,VP SC	0		\$664.62
109097	SHIMONOSEKI ISHIN	08/23/2010	Active	17	0	2	-2	-10.53%	19	8	6			P,S,T,M,VP SC	0		\$333.54
24186	SHIMONOSEKI NORTH	03/27/1966	Active	51	4	1	3	6.25%	48	3	0			P,S,T,M,VP SC	0		\$2,237.07
46799	SHIMONOSEKI SHINSHIMONOSEKI	12/29/1986	Active	27	0	2	-2	-6.90%	29	6	0			P,S,T,M,VP SC	1		\$3,199.21
24178	SHIMONOSEKI WEST	03/13/1964	Active	24	1	2	-1	-4.00%	25	34	0			P,S,T,M,VP SC	0		\$2,073.30
24160	SHIN NANYO	02/09/1964	Active	27	5	2	3	12.50%	24	3	1			P,S,T,M,VP SC	0		\$2,668.97
24180	SHINJI	10/29/1973	Active	37	4	2	2	5.71%	35	12	0		None	P,S,T,M,VP SC	16		\$2,947.13
50363	SHINNANYO WAKAYAMA	03/21/1990	Active	25	5	1	4	19.05%	21	0	4			P,S,T,M,VP SC	0		\$2,201.84
24185	SHUHO	06/19/1965	Active	10	0	0	0	0.00%	10		15	1	None	P,S,T,M,VP SC	16		\$395.50
24188	TABUSE	09/04/1966	Active	18	1	1	0	0.00%	18	11	0			P,S,T,M,VP SC	0		\$754.98



Club Health Assessment for District 336 D through June 2025

			Status	Membership							Reports					Finance	LCIF
Club Number	Club Name	Charter Date		Current Member Count	YTD Members Added	YTD Members Dropped	YTD Net Growth	YTD Net Growth%	Member Count 12 Months Ago	Avg. length of service for dropped members	Months Since Last MMR ***	Yrs. Since Last Officer Report	President Rotation	Vice President Reported ****	Months Since Last Activity Report ***	Account Balance	Donations for current Fiscal Year
			Number of times on status quo within last two years	If below 15 members appears				If net loss is greater than 20% appears			If no report in 3 months appears in	When more than one year appears in	Number of repeat terms	Notes the officers that do not have an active	If no report at 12 months appears in red		
32127	TAISHA	04/28/1976	Cancelled(6*)	0	0	17	-17	-100.00%	17	16	0		None	P,S,T,M,VP SC	1		\$623.24
24190	TOKUYAMA	11/05/1960	Active	17	3	3	0	0.00%	17	25	0			P,S,T,M,VP SC	2		\$2,135.23
24197	TOKUYAMA CHUO	11/10/1968	Active	35	4	8	-4	-10.26%	39	1	0			P,S,T,M,VP SC	8		\$4,018.08
	Exc Award (06/30/2024)																
36647	TONBARA	02/05/1979	Active	20	1	1	0	0.00%	20	12	0		None	P,S,T,M,VP SC	5		\$132.92
24192	TOYOURA	02/27/1961	Active	13	2	2	0	0.00%	13	18	4			P,S,T,M,VP SC	2		\$190.35
24198	UBE	05/30/1959	Active	61	4	4	0	0.00%	61	13	0			P,S,T,M,VP SC	1		\$7,549.28
78752	UBE HARMONY	04/09/2004	Active	20	2	7	-5	-20.00%	25	9	0			P,S,T,M,VP SC	2		\$6,929.86
41771	UBE KATABAMI	07/30/1982	Active	23	0	0	0	0.00%	23		9			P,S,T,M,VP SC	24+		\$3,760.50
49060	UBE SALVIA	11/28/1988	Active	22	3	0	3	15.79%	19		0			P,S,T,M,VP SC	24+		\$1,873.29
24199	UBE SHINKAWA	09/04/1966	Active	28	0	0	0	0.00%	28		0		None	P,S,T,M,VP SC	23		\$4,126.76
24200	UBE TOKIWA	08/27/1962	Active	8	0	1	-1	-11.11%	9	29	0		4	P,S,T,M,VP SC	24+		\$419.73
45392	YAKUMO	09/30/1985	Active	12	0	1	-1	-7.69%	13	10	11			P,S,T,M,VP SC	2		\$476.77
24201	YAMAGUCHI	09/28/1960	Active	32	3	5	-2	-5.88%	34	12	0			P,S,T,M,VP SC	3		\$603.31
24202	YAMAGUCHI CHUO	05/20/1971	Active	35	11	4	7	25.00%	28	10	0			P,S,T,M,VP SC	4		\$1,179.51
24203	YAMAGUCHI SAIKYO	12/10/1967	Active	22	2	5	-3	-12.00%	25	15	0		None	P,S,T,M,VP SC	1		\$834.04
24204	YANAI	04/12/1962	Active	20	0	2	-2	-9.09%	22	25	0		None	P,S,T,M,VP SC	0		\$420.01
24206	YASUGI	10/23/1961	Active	35	3	4	-1	-2.78%	36	17	0			P,S,T,M,VP SC	6		\$1,076.22
32258	YASUGI TOKAMI	05/18/1976	Active	66	5	2	3	4.76%	63	4	2			P,S,T,M,VP SC	18		\$3,552.58
98601	YOKOTA	02/20/2007	Active	25	2	3	-1	-3.85%	26	10	0			P,S,T,M,VP SC	5		\$500.06

Clubs Cancelled Previous Fiscal Year – Clubs Cancelled within last 12 months may be reinstated

Club Number	Club Name	Charter Date	Current Status*	Cancellation Date
58598	SHIMONOSEKI CHUO	07/09/1996	Cancelled(6*)	06/29/2024
24205	YANAI CHUO	06/01/1969	Cancelled(6*)	06/29/2024



Club Health Assessment for District 336 D through June 2025

Club Number			Club Name			Charter Date			Status					Membership					Reports					Finance		LCIF
									Current Member Count	YTD Members Added	YTD Members Dropped	YTD Net Growth	YTD Net Growth%	Member Count 12 Months Ago	Avg. length of service for dropped members	Months Since Last MMR ***	Yrs. Since Last Officer Report	President Rotation	Vice President Reported ****	Months Since Last Activity Report ***	Account Balance	Donations for current Fiscal Year				
									Number of times on status quo within last two years	If below 15 members appears			If net loss is greater than 20% appears			If no report in 3 months appears in		When more than one year appears in	Number of repeat terms	Notes the officers that do not have an active		If no report at 12 months appears in red				
Current Total Clubs Count	YTD New Clubs Count	YTD Cancelled Clubs Count	YTD Net Club Gain	Current Total Members Count	YTD Add	YTD Drop	YTD Net Growth	YTD Net Growth %	Member Count 12 Months Ago	Average Member Count Per Club	% of Clubs with less than 20 members	% No MMR in 3 Months	% No Officer Report in 12 Months	% of Clubs with balance 90+ days	Number of Clubs in Status Quo	% Status Quo Clubs in Financial Suspension	Number of Cancelled Clubs	Average Cancelled Club Age	Members Lost Due to Cancellation	% of Clubs Cancelled for Non-Financial Reasons						
85	4	1	3	2,549	338	333	5	0.20%	2,544	30	24%	18%	2%	0%	0	0%	1	132	17	100%						

* - P - Priority Club. Cancellation Reasons: 1-Objectives/conduct, 2-Non-active club, 5-Non-existing club, 6-Disbanding, 7-Merger, 8-Financial Suspension, 9-District/Multiple District Dues.

** - Abbreviation: P-President, S-Secretary, T-Treasurer, M-Member Chairperson, VP-First Vice President, MC-Communications Chairperson, SC-Service Chairperson

*** - Abbreviation: N/R - Never reported using the Lions Clubs website, N/A - Not applicable, No password registered for the Lions Clubs website.

**** - Abbreviation: N - New, IP - Immediate Past, R - Repeat.



Club Health Assessment for District 337 A through June 2025

			Status	Membership							Reports					Finance	LCIF
Club Number	Club Name	Charter Date		Current Member Count	YTD Members Added	YTD Members Dropped	YTD Net Growth	YTD Net Growth%	Member Count 12 Months Ago	Avg. length of service for dropped members	Months Since Last MMR ***	Yrs. Since Last Officer Report	President Rotation	Vice President Reported ****	Months Since Last Activity Report ***	Account Balance	Donations for current Fiscal Year
			Number of times on status quo within last two years	If below 15 members appears						If net loss is greater than 20% appears	If no report in 3 months appears in	When more than one year appears in	Number of repeat terms	Notes the officers that do not have appears in an active	If no report at 12 months red		
Clubs less than two years old																	
177436	Fukuoka Tobu	10/01/2024	Active	27	34	7	27	100.00%	0	5	0			P,S,T,M,VP SC	N/A		\$2,400.12
177165	KITAKYUSHU MIRAI	09/18/2024	Active	27	39	12	27	100.00%	0	3	0			P,S,T,M,VP SC	0		\$1,000.00
Clubs more than two years old																	
23991	ASAKURA	03/17/1961	Active	70	10	10	0	0.00%	70	9	0			P,S,T,M,VP SC	5		\$9,044.03
Exc Award (06/30/2018)																	
23993	BUZEN	03/25/1961	Active	57	4	11	-7	-10.94%	64	24	0			P,S,T,M,VP SC	15		\$3,859.93
23994	CHIKUGO	03/24/1961	Active	51	2	2	0	0.00%	51	15	0			P,S,T,M,VP SC	0		\$1,785.88
61393	CHIKUGO NANO HANA	12/29/1998	Active	62	8	5	3	5.08%	59	6	0			P,S,T,M,VP SC	0		\$13,457.85
Exc Award (06/30/2018, 06/30/2022)																	
44152	CHIKUHO	06/13/1984	Active	34	1	1	0	0.00%	34	38	7			P,S,T,M,VP SC	15		\$404.84
40294	DAZAIFU	07/14/1981	Active	76	4	5	-1	-1.30%	77	10	1			P,S,T,M,VP SC	10		\$2,119.39
Exc Award (06/30/2018)																	
23998	FUKUOKA	06/14/1955	Active	51	8	3	5	10.87%	46	4	0			P,S,T,M,VP SC	2		\$4,936.94
Exc Award (06/30/2017, 06/30/2022, 06/30/20)																	
40833	FUKUOKA AKASAKA	01/31/1982	Active	73	0	13	-13	-15.12%	86	10	0			P,S,T,M,VP SC	5		\$2,483.20
Exc Award (06/30/2017, 06/30/2020, 06/30/20)																	
51121	FUKUOKA BAY CITY 21	12/12/1990	Active	24	2	4	-2	-7.69%	26	11	0		2	P,S,T,M,VP SC	0		\$3,300.36
Exc Award (06/30/2019, 06/30/2023, 06/30/20)																	
47468	FUKUOKA BUNKA HEIWA	06/09/1987	Active	18	1	2	-1	-5.26%	19	8	0			P,S,T,M,VP SC	13		\$261.18
Exc Award (06/30/2017)																	
34914	FUKUOKA CHIKUZEN	12/30/1977	Active	23	5	2	3	15.00%	20	3	0			P,S,T,M,VP SC	9		\$5,587.41
Exc Award (06/30/2017, 06/30/2018, 06/30/20)																	
24000	FUKUOKA CHUO	07/17/1963	Active	57	3	6	-3	-5.00%	60	5	0			P,S,T,M,VP SC	0		\$1,657.30
Exc Award (06/30/2018, 06/30/2021, 06/30/20)																	
35666	FUKUOKA DAIICHI	05/31/1978	Active	35	4	6	-2	-5.41%	37	28	0			P,S,T,M,VP SC	3		\$444.01
47041	FUKUOKA DAIMYO	03/09/1987	Active	43	4	1	3	7.50%	39	2	0			P,S,T,M,VP SC	5		\$391.78
Exc Award (06/30/2024)																	




Club Health Assessment for District 337 A through June 2025

			Status	Membership							Reports					Finance	LCIF
Club Number	Club Name	Charter Date		Current Member Count	YTD Members Added	YTD Members Dropped	YTD Net Growth	YTD Net Growth%	Member Count 12 Months Ago	Avg. length of service for dropped members	Months Since Last MMR ***	Yrs. Since Last Officer Report	President Rotation	Vice President Reported ****	Months Since Last Activity Report ***	Account Balance	Donations for current Fiscal Year
			Number of times on status quo within last two years	If below 15 members appears				If net loss is greater than 20% appears			If no report in 3 months appears in	When more than one year appears in	Number of repeat terms	Notes the officers that do not have an active	If no report at 12 months appears in red		
49122	FUKUOKA EAST	12/27/1988	Active	21	0	2	-2	-8.70%	23	10	3		2	P,S,T,M,VP SC	2		\$595.16
	Exc Award (06/30/2018, 06/30/2023)																
64933	FUKUOKA FIFTY	01/24/2002	Active	37	0	6	-6	-13.95%	43	8	0			P,S,T,M,VP SC	3		\$926.85
	Exc Award (06/30/2016, 06/30/2018, 06/30/2020)																
23995	FUKUOKA FUYO	06/06/1972	Active	16	0	2	-2	-11.11%	18	6	0			P,S,T,M,VP SC	2		\$695.18
	Exc Award (06/30/2023)																
48842	FUKUOKA GENKAI	07/25/1988	Active	76	3	3	0	0.00%	76	37	0			P,S,T,M,VP SC	12		\$60,276.73
	Exc Award (06/30/2018, 06/30/2020, 06/30/2022)																
150179	Fukuoka Global	04/18/2022	Active	11	0	6	-6	-35.29%	17	7	0		None	P,S,T,M,VP SC	24+		\$2,156.72
24001	FUKUOKA HAKATA	06/15/1965	Active	49	0	9	-9	-15.52%	58	12	0			P,S,T,M,VP SC	0		\$17,019.32
	Exc Award (06/30/2017, 06/30/2018, 06/30/2020)																
53138	FUKUOKA HAKATA CITY	05/20/1992	Active	20	1	5	-4	-16.67%	24	8	0			P,S,T,M,VP SC	18		\$1,683.00
	Exc Award (06/30/2022)																
23999	FUKUOKA HAKATA HIGASHI	06/26/1968	Active	27	2	0	2	8.00%	25		5			P,S,T,M,VP SC	0		\$6,072.83
	Exc Award (06/30/2016)																
150968	Fukuoka Hakata Mirai	06/10/2022	Active	30	1	10	-9	-23.08%	39	6	0			P,S,T,M,VP SC	8		\$6,261.19
	Exc Award (06/30/2023)																
30292	FUKUOKA HAKATA-NAKA	02/25/1975	Active	24	1	6	-5	-17.24%	29	16	0			P,S,T,M,VP SC	5		\$729.54
	Exc Award (06/30/2017, 06/30/2018, 06/30/2020)																
63150	FUKUOKA HANA	05/05/2000	Active	52	4	20	-16	-23.53%	68	11	0			P,S,T,M,VP SC	13		\$25,659.32
	Exc Award (06/30/2017)																
88719	FUKUOKA JONAN	06/22/2005	Active	20	2	2	0	0.00%	20	12	0			P,S,T,M,VP SC	0		\$4,261.29
40834	FUKUOKA JOTO	01/31/1982	Active	33	2	4	-2	-5.71%	35	4	0			P,S,T,M,VP SC	4		\$457.07
	Exc Award (06/30/2017, 06/30/2018, 06/30/2020)																
23996	FUKUOKA KAKUJO	06/06/1972	Active	26	1	3	-2	-7.14%	28	32	0			P,S,T,M,VP SC	1		\$1,352.61
35280	FUKUOKA KITA	03/06/1978	Active	31	2	5	-3	-8.82%	34	24	0			P,S,T,M,VP SC	2		\$2,980.15
	Exc Award (06/30/2018, 06/30/2022)																
49962	FUKUOKA KOHROKAN	11/03/1989	Active	10	1	0	1	11.11%	9		7			P,S,T,M,VP SC	24+		\$64.63



Club Health Assessment for District 337 A through June 2025

			Status	Membership							Reports					Finance	LCIF
Club Number	Club Name	Charter Date		Current Member Count	YTD Members Added	YTD Members Dropped	YTD Net Growth	YTD Net Growth%	Member Count 12 Months Ago	Avg. length of service for dropped members	Months Since Last MMR ***	Yrs. Since Last Officer Report	President Rotation	Vice President Reported ****	Months Since Last Activity Report ***	Account Balance	Donations for current Fiscal Year
			Number of times on status quo within last two years	If below 15 members appears				If net loss is greater than 20% appears			If no report in 3 months appears in	When more than one year appears in	Number of repeat terms	Notes the officers that do not have an active	If no report at 12 months appears in red		
47469	FUKUOKA KURODA	06/03/1987	Active	43	2	4	-2	-4.44%	45	17	0		2	P,S,T,M,VP SC	6	90+ Days	\$4,148.36
	Exc Award (06/30/2016, 06/30/2018, 06/30/20)																
43694	FUKUOKA KUSHIDA	03/26/1984	Active	49	3	6	-3	-5.77%	52	4	0			P,S,T,M,VP SC	4		\$2,546.47
	Exc Award (06/30/2016, 06/30/2017, 06/30/20)																
42924	FUKUOKA LIBERTY	06/10/1983	Active	13	0	3	-3	-18.75%	16	19	0			P,S,T,M,VP SC	5		
24003	FUKUOKA MAIZURU	06/14/1971	Active	14	0	3	-3	-17.65%	17	5	0			P,S,T,M,VP SC	0		\$1,181.90
	Exc Award (06/30/2016, 06/30/2019)																
52943	FUKUOKA MAKOTO	04/20/1992	Active	17	1	1	0	0.00%	17	37	5			P,S,T,M,VP SC	0		\$462.88
	Exc Award (06/30/2016, 06/30/2018)																
24002	FUKUOKA MINAMI	02/19/1966	Active	50	4	1	3	6.38%	47	3	0			P,S,T,M,VP SC	2		\$5,323.17
	Exc Award (06/30/2019)																
60763	FUKUOKA NANOKA	05/12/1998	Active	25	2	3	-1	-3.85%	26	26	0			P,S,T,M,VP SC	6	\$519.65	
	Exc Award (06/30/2016, 06/30/2017, 06/30/20)																
35281	FUKUOKA NANOTSU	03/15/1978	Active	46	0	2	-2	-4.17%	48	20	0			P,S,T,M,VP SC	0	\$1,567.22	
	Exc Award (06/30/2018)																
23997	FUKUOKA NISHI	02/11/1969	Active	24	0	2	-2	-7.69%	26	8	0			P,S,T,M,VP SC	3	\$1,449.02	
	Exc Award (06/30/2017, 06/30/2018, 06/30/20)																
55964	FUKUOKA NORMALIZATION	06/29/1994	Active	21	0	4	-4	-16.00%	25	10	0			P,S,T,M,VP SC	12	\$2,321.71	
	Exc Award (06/30/2016, 06/30/2018, 06/30/20)																
40972	FUKUOKA OHORI	02/03/1982	Active	20	1	6	-5	-20.00%	25	12	0		None	P,S,T,M,VP SC	1	\$1,313.42	
137424	Fukuoka Peace	02/20/2019	Active	15	3	3	0	0.00%	15	4	0			P,S,T,M,VP SC	4	\$2,534.27	
48007	FUKUOKA REIMEI	12/28/1987	Active	22	2	0	2	10.00%	20		2			P,S,T,M,VP SC	1	\$1,287.31	
	Exc Award (06/30/2016)																
148725	Fukuoka Safety	11/17/2021	Active	30	3	0	3	11.11%	27		1		2	P,S,T,M,VP SC	16	\$2,652.68	
50056	FUKUOKA SAKURA	12/12/1989	Active	24	2	4	-2	-7.69%	26	18	0			P,S,T,M,VP SC	1	\$5,961.02	
	Exc Award (06/30/2016, 06/30/2018)																
60712	FUKUOKA SENIOR	04/28/1998	Active	12	1	3	-2	-14.29%	14	15	0			P,S,T,M,VP SC	22	\$602.54	
97864	FUKUOKA TAIJU	10/24/2006	Active	22	1	3	-2	-8.33%	24	14	0			P,S,T,M,VP SC	1	\$182.83	



Club Health Assessment for District 337 A through June 2025

			Status	Membership							Reports					Finance		LCIF
Club Number	Club Name	Charter Date		Current Member Count	YTD Members Added	YTD Members Dropped	YTD Net Growth	YTD Net Growth%	Member Count 12 Months Ago	Avg. length of service for dropped members	Months Since Last MMR ***	Yrs. Since Last Officer Report	President Rotation	Vice President Reported ****	Months Since Last Activity Report ***	Account Balance	Donations for current Fiscal Year	
			Number of times on status quo within last two years	If below 15 members appears				If net loss is greater than 20% appears			If no report in 3 months appears in	When more than one year appears in	Number of repeat terms	Notes the officers that do not have an active	If no report at 12 months red			
124482	Fukuoka Taiyou	04/07/2015	Active	11	3	2	1	10.00%	10	4	0			P,S,T,M,VP SC	1		\$503.65	
	Exc Award (06/30/2022)																	
36953	FUKUOKA TENJIN LIBERTY	04/18/1979	Active	32	1	2	-1	-3.03%	33	24	1			P,S,T,M,VP SC	0		\$1,064.13	
	Exc Award (06/30/2018, 06/30/2022, 06/30/20)																	
38769	HIGASHI FUKUOKA	06/17/1980	Active	3	3	0	3	100.00%	0		1			P,S,T,M,VP SC	24+			
	Exc Award (06/30/2018)																	
30985	HONAMI	06/20/1975	Active	64	11	8	3	4.92%	61	13	0			P,S,T,M,VP SC	0		\$12,853.75	
24010	IIZUKA	12/21/1960	Active	93	8	8	0	0.00%	93	14	0			P,S,T,M,VP SC	16		\$10,664.66	
	Exc Award (06/30/2017, 06/30/2019)																	
137486	Iizuka Cattleya	02/22/2019	Active	32	2	4	-2	-5.88%	34	2	0			P,S,T,M,VP SC	2		\$1,261.18	
64829	IIZUKA RYUOH	12/04/2001	Active	77	3	13	-10	-11.49%	87	10	0			P,S,T,M,VP SC	0		\$10,757.45	
	Exc Award (06/30/2022)																	
38399	IKI L C	04/11/1980	Active	25	0	2	-2	-7.41%	27	10	0			P,S,T,M,VP SC	2		\$2,479.97	
24009	INATSUKI	02/20/1966	Active	31	2	1	1	3.33%	30	13	1			P,S,T,M,VP SC	14		\$3,164.72	
	Exc Award (06/30/2018)																	
59313	ITO FUKUOKA	04/01/1997	Active	43	4	2	2	4.88%	41	18	0			P,S,T,M,VP SC	1		\$2,618.32	
	Exc Award (06/30/2018)																	
24013	ITOSHIMA	08/07/1969	Active	76	5	1	4	5.56%	72	14	0			P,S,T,M,VP SC	0		\$2,979.45	
	Exc Award (06/30/2016, 06/30/2019)																	
24014	KAHO	09/20/1966	Active	29	1	7	-6	-17.14%	35	23	0			P,S,T,M,VP SC	0		\$1,650.72	
	Exc Award (06/30/2024)																	
24018	KAMITAGAWA	01/12/1964	Active	20	0	0	0	0.00%	20		14			P,S,T,M,VP SC	3		\$208.95	
39253	KANDA	12/04/1980	Active	42	11	6	5	13.51%	37	7	0			P,S,T,M,VP SC	1		\$1,404.84	
	Exc Award (06/30/2018)																	
54528	KASUYA MINAMI	05/25/1993	Active	30	3	3	0	0.00%	30	12	1			P,S,T,M,VP SC	2		\$5,991.83	
	Exc Award (06/30/2018, 06/30/2020)																	
38532	KEISEN	05/28/1980	Cancelled(6*)	0	0	30	-30	-100.00%	30	16	0		None	P,S,T,M,VP SC	9		\$261.18	
	Exc Award (06/30/2017)																	




Club Health Assessment for District 337 A through June 2025

			Status	Membership							Reports				Finance	LCIF	
Club Number	Club Name	Charter Date		Current Member Count	YTD Members Added	YTD Members Dropped	YTD Net Growth	YTD Net Growth%	Member Count 12 Months Ago	Avg. length of service for dropped members	Months Since Last MMR ***	Yrs. Since Last Officer Report	President Rotation	Vice President Reported ****	Months Since Last Activity Report ***	Account Balance	Donations for current Fiscal Year
			Number of times on status quo within last two years	If below 15 members appears				If net loss is greater than 20% appears			If no report in 3 months appears in	When more than one year appears in	Number of repeat terms	Notes the officers that do not have an active	If no report at 12 months red		
24032	KITA KYUSHU	11/27/1957	Active	32	1	1	0	0.00%	32	4	7		None	P,S,T,M,VP SC	24+		\$2,592.12
24031	KITA KYUSHU CHUO	03/18/1961	Active	16	1	4	-3	-15.79%	19	12	-1			P,S,T,M,VP SC	2		\$2,195.23
24022	KITA KYUSHU KOKURA	12/05/1963	Active	61	7	2	5	8.93%	56	9	0			P,S,T,M,VP SC	1		\$5,444.43
24026	KITA KYUSHU KUROSAKI	02/19/1971	Active	38	11	3	8	26.67%	30	4	0			P,S,T,M,VP SC	1		\$4,195.90
24040	KITA KYUSHU MOJI	09/06/1958	Active	23	0	1	-1	-4.17%	24	8	0			P,S,T,M,VP SC	0		\$1,222.01
24028	KITA KYUSHU NISHI	06/01/1963	Active	25	3	4	-1	-3.85%	26	10	0			P,S,T,M,VP SC	1		\$2,100.41
24027	KITA KYUSHU TAKATO	07/18/1963	Active	24	3	1	2	9.09%	22	2	0		None	P,S,T,M,VP SC	0		\$435.95
24067	KITA KYUSHU TOBATA	02/07/1959	Active	20	1	2	-1	-4.76%	21	12	0			P,S,T,M,VP SC	3		\$2,365.66
24076	KITA KYUSHU WAKAMATSU	02/26/1959	Active	28	7	1	6	27.27%	22	7	0			P,S,T,M,VP SC	0		\$1,095.02
Exc Award (06/30/2022, 06/30/2024)																	
24077	KITA KYUSHU YAHATA	01/22/1959	Active	23	3	4	-1	-4.17%	24	3	0			P,S,T,M,VP SC	1		\$408.95
118405	KITAKYUSHU DAIICHI	12/03/2012	Active	66	11	1	10	17.86%	56	12	0			P,S,T,M,VP SC	1		\$3,291.30
132163	Kitakyushu Himawari	06/30/2017	Active	18	1	0	1	5.88%	17		1			P,S,T,M,VP SC	12		\$104.47
87777	KITAKYUSHU KOKURA HIGASHI	04/12/2005	Active	34	12	5	7	25.93%	27	9	0			P,S,T,M,VP SC	1		\$8,259.80
28160	KITAKYUSHU KOMONJI	03/08/1974	Active	44	13	3	10	29.41%	34	5	0		None	P,S,T,M,VP SC	21		\$1,000.00
30900	KITAKYUSHU KUKINAMI	06/10/1975	Cancelled(7*)	0	1	17	-16	-100.00%	16	20	0		None	P,S,T,M,VP SC	1		\$195.89
56377	KITAKYUSHU OGASAWARA	12/28/1994	Active	19	6	1	5	35.71%	14	3	0		None	P,S,T,M,VP SC	24+		\$223.42
60713	KITAKYUSHU SENIOR	04/30/1998	Active	23	4	2	2	9.52%	21	12	0			P,S,T,M,VP SC	1		\$208.95
38109	KITAKYUSHU SHISUI	02/06/1980	Active	48	4	3	1	2.13%	47	10	0		None	P,S,T,M,VP SC	6		\$33,460.26
24033	KUROGI	08/25/1961	Active	24	0	1	-1	-4.00%	25	10	2			P,S,T,M,VP SC	1	90+ Days	\$132.92
24034	KURUME	03/10/1956	Active	37	3	2	1	2.78%	36	8	0			P,S,T,M,VP SC	0		\$3,457.09
Exc Award (06/30/2019, 06/30/2021)																	
47540	KURUME ARIMA	06/23/1987	Active	55	5	5	0	0.00%	55	19	0			P,S,T,M,VP SC	0		\$3,652.98
Exc Award (06/30/2016, 06/30/2019, 06/30/2020)																	
24036	KURUME CHUO	10/17/1963	Active	33	2	1	1	3.13%	32	1	2			P,S,T,M,VP SC	2		\$2,339.54
Exc Award (06/30/2019)																	



Club Health Assessment for District 337 A through June 2025

			Status	Membership							Reports					Finance	LCIF
Club Number	Club Name	Charter Date		Current Member Count	YTD Members Added	YTD Members Dropped	YTD Net Growth	YTD Net Growth%	Member Count 12 Months Ago	Avg. length of service for dropped members	Months Since Last MMR ***	Yrs. Since Last Officer Report	President Rotation	Vice President Reported ****	Months Since Last Activity Report ***	Account Balance	Donations for current Fiscal Year
			Number of times on status quo within last two years	If below 15 members appears				If net loss is greater than 20% appears			If no report in 3 months appears in	When more than one year appears in	Number of repeat terms	Notes the officers that do not have an active	If no report at 12 months appears in red		
24035	KURUME RINDO	06/29/1971	Active	54	3	9	-6	-10.00%	60	16	0			P,S,T,M,VP SC	0		\$2,509.32
53287	KURUME TAKAMURE	06/09/1992	Active	29	1	1	0	0.00%	29	1	6			P,S,T,M,VP SC	1		\$1,365.66
24038	MIYAWAKA	03/21/1963	Active	37	2	7	-5	-11.90%	42	14	0			P,S,T,M,VP SC	24+		\$3,194.82
24047	NAKAMA	03/20/1961	Active	38	3	7	-4	-9.52%	42	11	0			P,S,T,M,VP SC	16		\$2,261.19
24048	NOOGATA	05/10/1958	Active	52	3	9	-6	-10.34%	58	16	0			P,S,T,M,VP SC	2		\$2,770.51
24049	OGORI	03/20/1973	Active	37	1	1	0	0.00%	37	10	7			P,S,T,M,VP SC	19		\$1,166.77
24050	OKAWA	03/24/1961	Active	37	1	12	-11	-22.92%	48	15	0			P,S,T,M,VP SC	15		\$6,807.70
Exc Award (06/30/2019)																	
36787	OKAWA CHUO	03/07/1979	Active	33	0	6	-6	-15.38%	39	13	0			P,S,T,M,VP SC	16		\$13,409.31
Exc Award (06/30/2023)																	
24051	OMUTA	11/06/1959	Active	55	7	3	4	7.84%	51	5	0			P,S,T,M,VP SC	0		\$20,818.26
Exc Award (06/30/2018)																	
24053	OMUTA CHUO	02/15/1968	Active	31	2	1	1	3.33%	30	39	2			P,S,T,M,VP SC	0		\$23,175.41
Exc Award (06/30/2018)																	
136960	Omuta Daisy	12/12/2018	Cancelled(6*)	0	0	16	-16	-100.00%	16	6	0		None	P,S,T,M,VP SC	0		\$2,314.82
47654	ONOJO	07/28/1987	Active	41	5	4	1	2.50%	40	2	0			P,S,T,M,VP SC	0		\$1,423.03
Exc Award (06/30/2022)																	
24062	SETAKA	02/11/1965	Active	50	6	3	3	6.38%	47	16	0			P,S,T,M,VP SC	4		\$2,626.84
24017	SHIMOTAGAWA L C	03/21/1965	Active	30	0	2	-2	-6.25%	32	17	6			P,S,T,M,VP SC	24+		\$1,455.61
57495	SHONAI	11/15/1995	Active	31	1	5	-4	-11.43%	35	3	0			P,S,T,M,VP SC	14		\$2,585.68
Exc Award (06/30/2018, 06/30/2022)																	
24066	TAGAWA	12/21/1960	Active	104	5	6	-1	-0.95%	105	13	0			P,S,T,M,VP SC	23		\$11,136.18
24069	TSUKUSHI	08/05/1962	Active	76	6	2	4	5.56%	72	4	1			P,S,T,M,VP SC	0		\$5,863.02
29161	TSUKUSHI CHUO	04/23/1974	Active	67	7	8	-1	-1.47%	68	8	0			P,S,T,M,VP SC	0		\$9,391.32
Exc Award (06/30/2021, 06/30/2023, 06/30/2024)																	
24070	TSUSHIMA L C	11/01/1967	Active	37	6	1	5	15.63%	32	1	0			P,S,T,M,VP SC	24+		\$248.13
24073	UKIHA L C	12/04/1962	Active	23	0	2	-2	-8.00%	25	5	0			P,S,T,M,VP SC	0		\$6,378.38



Club Health Assessment for District 337 A through June 2025

INTERNATIONAL

Club Number	Club Name	Charter Date	Status	Membership							Reports				Finance	LCIF	
				Current Member Count	YTD Members Added	YTD Members Dropped	YTD Net Growth	YTD Net Growth%	Member Count 12 Months Ago	Avg. length of service for dropped members	Months Since Last MMR ***	Yrs. Since Last Officer Report	President Rotation	Vice President Reported ****	Months Since Last Activity Report ***	Account Balance	Donations for current Fiscal Year
			Number of times on status quo within last two years	If below 15 members appears				If net loss is greater than 20% appears			If no report in 3 months appears in	When more than one year appears in	Number of repeat terms	Notes the officers that do not have an active	If no report at 12 months appears in red		
	Exc Award (06/30/2020)																
41118	UKIHA MINOU	03/02/1982	Active	25	0	1	-1	-3.85%	26	2	0			P,S,T,M,VP SC	0		\$507.58
	Exc Award (06/30/2018)																
29420	WAKASUGI FUKUOKA L C	05/31/1974	Active	35	1	0	1	2.94%	34		0			P,S,T,M,VP SC	6		\$6,613.38
	Exc Award (06/30/2024)																
24078	YAMADA	11/11/1960	Active	28	0	2	-2	-6.67%	30	7	1			P,S,T,M,VP SC	15		\$2,419.36
24079	YAME	03/20/1957	Active	92	5	3	2	2.22%	90	7	0			P,S,T,M,VP SC	1		\$11,316.37
	Exc Award (06/30/2017, 06/30/2018)																
24080	YANAGAWA	03/19/1961	Active	55	2	3	-1	-1.79%	56	10	0			P,S,T,M,VP SC	16		\$3,104.89
	Exc Award (06/30/2018)																
24081	YUKUHASHI	05/09/1959	Active	115	8	13	-5	-4.17%	120	13	0			P,S,T,M,VP SC	0		\$7,501.83

Clubs Cancelled Previous Fiscal Year – Clubs Cancelled within last 12 months may be reinstated

Club Number	Club Name	Charter Date	Current Status*	Cancellation Date
24023	KITA KYUSHU DOKAI	09/27/1963	Cancelled(6*)	12/29/2023
32452	KITAKYUSHU MOJI MINATO	06/21/1976	Cancelled(6*)	06/29/2024

Current Total Clubs Count	YTD New Clubs Count	YTD Cancelled Clubs Count	YTD Net Club Gain	Current Total Members Count	YTD Add	YTD Drop	YTD Net Growth	YTD Net Growth %	Member Count 12 Months Ago	Average Member Count Per Club	% of Clubs with less than 20 members	% No MMR in 3 Months	% No Officer Report in 12 Months	% of Clubs with balance 90+ days	Number of Clubs in Status Quo	% Status Quo Clubs in Financial Suspension	Number of Cancelled Clubs	Average Cancelled Club Age	Members Lost Due to Cancellation	% of Clubs Cancelled for Non-Financial Reasons
110	2	3	-1	4,169	405	501	-96	-2.25%	4,264	38	13%	9%	0%	2%	0	0%	3	70	63	100%

* - P - Priority Club. Cancellation Reasons: 1-Objectives/conduct, 2-Non-active club, 5-Non-existing club, 6-Disbanding, 7-Merger, 8-Financial Suspension, 9-District/Multiple District Dues.

** - Abbreviation: P-President, S-Secretary, T-Treasurer, M-Member Chairperson, VP-First Vice President, MC-Communications Chairperson, SC-Service Chairperson

*** - Abbreviation: N/R - Never reported using the Lions Clubs website, N/A - Not applicable, No password registered for the Lions Clubs website.

**** - Abbreviation: N - New, IP - Immediate Past, R - Repeat.




Club Health Assessment for District 337 B through June 2025

			Status	Membership							Reports					Finance	LCIF
Club Number	Club Name	Charter Date		Current Member Count	YTD Members Added	YTD Members Dropped	YTD Net Growth	YTD Net Growth%	Member Count 12 Months Ago	Avg. length of service for dropped members	Months Since Last MMR ***	Yrs. Since Last Officer Report	President Rotation	Vice President Reported ****	Months Since Last Activity Report ***	Account Balance	Donations for current Fiscal Year
			Number of times on status quo within last two years	If below 15 members appears				If net loss is greater than 20% appears			If no report in 3 months appears in	When more than one year appears in	Number of repeat terms	Notes the officers that do not have an active	If no report at 12 months appears in red		
Clubs less than two years old																	
181046	Miyazaki International University	03/14/2025	Active	33	34	1	33	100.00%	0	0	0			P,S,T,M,VP SC	0		
Clubs more than two years old																	
24384	AJIMU-INNAI Exc Award (06/30/2019, 06/30/2024)	03/28/1967	Active	33	2	1	1	3.13%	32	5	0			P,S,T,M,VP SC	2		
24390	BEPPU Exc Award (06/30/2018, 06/30/2020, 06/30/2022)	04/18/1959	Active	30	1	1	0	0.00%	30	6	1			P,S,T,M,VP SC	0		\$2,548.95
24391	BEPPU CHUO Exc Award (06/30/2020, 06/30/2022)	02/23/1967	Active	32	1	2	-1	-3.03%	33	33	0			P,S,T,M,VP SC	0		\$879.75
31674	BEPPU IDEYU Exc Award (06/30/2016, 06/30/2018, 06/30/2020)	02/03/1976	Active	28	2	1	1	3.70%	27	11	0			P,S,T,M,VP SC	0		\$1,550.99
24393	BUNGO TAKADA Exc Award (06/30/2017, 06/30/2018, 06/30/2020)	06/23/1962	Active	52	3	3	0	0.00%	52	23	0			P,S,T,M,VP SC	0		\$962.38
24397	HIJI Exc Award (06/30/2016, 06/30/2018, 06/30/2020)	05/10/1967	Active	33	5	4	1	3.13%	32	14	0			P,S,T,M,VP SC	0		
24398	HITA Exc Award (06/30/2024)	07/07/1957	Active	73	4	11	-7	-8.75%	80	12	0			P,S,T,M,VP SC	0		\$1,232.43
24399	HITA SUIMEI Exc Award (06/30/2018, 06/30/2020)	09/09/1971	Active	16	0	4	-4	-20.00%	20	13	0			P,S,T,M,VP SC	0		\$400.00
24401	HYUGA Exc Award (06/30/2017, 06/30/2018, 06/30/2020)	02/03/1961	Active	45	3	5	-2	-4.26%	47	14	0			P,S,T,M,VP SC	0		\$1,657.22
43440	HYUGA HIMAWARI Exc Award (06/30/2016, 06/30/2018, 06/30/2020)	01/30/1984	Active	21	1	2	-1	-4.55%	22	13	0			P,S,T,M,VP SC	3		\$800.00
24407	KADOGAWA Exc Award (06/30/2018)	11/26/1967	Active	14	0	1	-1	-6.67%	15	17	0		3	P,S,T,M,VP SC	0		
24417	KAWAMINAMI Exc Award (06/30/2019)	01/13/1968	Active	26	3	2	1	4.00%	25	19	0			P,S,T,M,VP SC	1		\$1,481.06
24419	KITSUKI Exc Award (06/30/2016, 06/30/2022)	04/09/1961	Active	38	2	2	0	0.00%	38	1	0			P,S,T,M,VP SC	0		




Club Health Assessment for District 337 B through June 2025

			Status	Membership							Reports					Finance	LCIF
Club Number	Club Name	Charter Date		Current Member Count	YTD Members Added	YTD Members Dropped	YTD Net Growth	YTD Net Growth%	Member Count 12 Months Ago	Avg. length of service for dropped members	Months Since Last MMR ***	Yrs. Since Last Officer Report	President Rotation	Vice President Reported ****	Months Since Last Activity Report ***	Account Balance	Donations for current Fiscal Year
			Number of times on status quo within last two years	If below 15 members appears				If net loss is greater than 20% appears			If no report in 3 months appears in	When more than one year appears in	Number of repeat terms	Notes the officers that do not have an active	If no report at 12 months appears in red		
24421	KOBAYASHI	11/05/1962	Active	46	3	2	1	2.22%	45	23	0			P,S,T,M,VP SC	1		\$7,074.63
	Exc Award (06/30/2017, 06/30/2020, 06/30/2025)																
52124	KOBAYASHI COSMOS	10/28/1991	Active	23	2	2	0	0.00%	23	19	2		2	P,S,T,M,VP SC	0		\$2,460.02
	Exc Award (06/30/2020)																
24430	KUSHIMA	08/22/1960	Active	31	2	1	1	3.33%	30	22	10			P,S,T,M,VP SC	6		\$1,580.00
	Exc Award (06/30/2018, 06/30/2020)																
24429	KUSU	07/15/1963	Active	68	0	1	-1	-1.45%	69	13	1			P,S,T,M,VP SC	0		\$4,380.13
	Exc Award (06/30/2016, 06/30/2019, 06/30/2025)																
24439	MIE	01/15/1963	Active	58	4	18	-14	-19.44%	72	8	0			P,S,T,M,VP SC	0		\$942.48
	Exc Award (06/30/2016, 06/30/2017, 06/30/2025)																
24445	MIYAKONOJO	02/23/1961	Active	35	1	3	-2	-5.41%	37	12	0			P,S,T,M,VP SC	1		\$1,060.00
	Exc Award (06/30/2018, 06/30/2022)																
62295	MIYAKONOJO BLUE SKY	08/10/1999	Active	18	1	1	0	0.00%	18	1	0			P,S,T,M,VP SC	0		\$2,600.01
	Exc Award (06/30/2016, 06/30/2017, 06/30/2025)																
48492	MIYAKONOJO CHUO	04/20/1988	Active	79	4	6	-2	-2.47%	81	18	2			P,S,T,M,VP SC	0		\$4,360.25
	Exc Award (06/30/2017, 06/30/2023, 06/30/2025)																
49407	MIYAKONOJO CITY	04/11/1989	Active	24	1	3	-2	-7.69%	26	18	1			P,S,T,M,VP SC	0		\$848.68
	Exc Award (06/30/2016)																
75932	MIYAKONOJO KANE MIDAKE	06/30/2003	Active	35	2	3	-1	-2.78%	36	18	0		2	P,S,T,M,VP SC	0		\$274.51
	Exc Award (06/30/2018, 06/30/2024)																
24446	MIYAKONOJO KIRISHIMA	01/18/1968	Active	48	11	2	9	23.08%	39	8	0			P,S,T,M,VP SC	0		\$16,343.59
	Exc Award (06/30/2019, 06/30/2020, 06/30/2025)																
35465	MIYAKONOJO KITA	04/17/1978	Active	35	3	4	-1	-2.78%	36	4	0			P,S,T,M,VP SC	0		\$1,700.00
	Exc Award (06/30/2019, 06/30/2021, 06/30/2025)																
24449	MIYAZAKI	04/17/1960	Active	31	3	0	3	10.71%	28		2			P,S,T,M,VP SC	0		\$520.23
	Exc Award (06/30/2016, 06/30/2017, 06/30/2025)																
24450	MIYAZAKI CHUO	05/29/1966	Active	30	4	0	4	15.38%	26		2			P,S,T,M,VP SC	0		\$440.04
	Exc Award (06/30/2016, 06/30/2018, 06/30/2025)																
24448	MIYAZAKI HAMAYU	11/03/1967	Active	23	3	3	0	0.00%	23	17	0			P,S,T,M,VP SC	0		\$1,420.00




Club Health Assessment for District 337 B through June 2025

			Status	Membership							Reports					Finance	LCIF
Club Number	Club Name	Charter Date		Current Member Count	YTD Members Added	YTD Members Dropped	YTD Net Growth	YTD Net Growth%	Member Count 12 Months Ago	Avg. length of service for dropped members	Months Since Last MMR ***	Yrs. Since Last Officer Report	President Rotation	Vice President Reported ****	Months Since Last Activity Report ***	Account Balance	Donations for current Fiscal Year
			Number of times on status quo within last two years	If below 15 members appears			If net loss is greater than 20% appears				If no report in 3 months appears in	When more than one year appears in	Number of repeat terms	Notes the officers that do not have an active	If no report at 12 months appears in red		
Exc Award (06/30/2016, 06/30/2018, 06/30/2021)			Active	20	1	1	0	0.00%	20	8	0			P,S,T,M,VP SC	0		\$420.04
47708 MIYAZAKI HIMUKA 09/08/1987																	
Exc Award (06/30/2016, 06/30/2017, 06/30/2021)			Active	76	0	5	-5	-6.17%	81	6	2			P,S,T,M,VP SC	0		\$5,975.11
51053 MIYAZAKI OCEAN 11/05/1990																	
Exc Award (06/30/2016, 06/30/2017, 06/30/2021)			Active	15	0	2	-2	-11.76%	17	13	0			P,S,T,M,VP SC	0		\$320.04
39255 MIYAZAKI PHOENIX 12/10/1980																	
Exc Award (06/30/2020)			Active	38	2	7	-5	-11.63%	43	15	0			P,S,T,M,VP SC	0		\$3,680.03
24451 MIYAZAKI TACHIBANA 10/06/1962																	
Exc Award (06/30/2020)			Active	91	1	3	-2	-2.15%	93	35	0			P,S,T,M,VP SC	0		\$3,120.39
24454 NAKATSU 04/17/1959																	
Exc Award (06/30/2016, 06/30/2017, 06/30/2021)			Active	65	3	3	0	0.00%	65	28	0			P,S,T,M,VP SC	0		\$2,272.91
39791 NAKATSU OKIDAI 04/06/1981																	
Exc Award (06/30/2018)			Active	28	0	0	0	0.00%	28		2			P,S,T,M,VP SC	0		\$162.57
24457 NICHINAN 07/01/1961																	
Exc Award (06/30/2018, 06/30/2019, 06/30/2021)			Active	39	1	4	-3	-7.14%	42	14	3			P,S,T,M,VP SC	0		\$2,840.09
24458 NOBEOKA 12/20/1960																	
Exc Award (06/30/2016, 06/30/2023, 06/30/2024)			Active	26	1	4	-3	-10.34%	29	27	2			P,S,T,M,VP SC	0		\$405.98
37014 NOBEOKA GOKASE 04/30/1979																	
Exc Award (06/30/2017, 06/30/2022, 06/30/2024)			Active	11	0	0	0	0.00%	11		14			P,S,T,M,VP SC	0		\$224.69
24459 NOBEOKA KOYO 02/25/1968																	
Exc Award (06/30/2017, 06/30/2022, 06/30/2024)			Active	81	8	3	5	6.58%	76	2	0			P,S,T,M,VP SC	0		\$820.00
24460 OITA 02/25/1959																	
Exc Award (06/30/2017, 06/30/2022, 06/30/2024)			Active	23	1	1	0	0.00%	23	1	6			P,S,T,M,VP SC	0		\$1,278.88
99832 OITA BAIKA 06/29/2007																	
Exc Award (06/30/2018, 06/30/2022, 06/30/2024)			Active	33	2	3	-1	-2.94%	34	16	0			P,S,T,M,VP SC	0		\$720.00
24461 OITA CHUO 05/26/1965																	
Exc Award (06/30/2016, 06/30/2017, 06/30/2021)			Active	32	4	4	0	0.00%	32	9	0			P,S,T,M,VP SC	0		\$500.01
24462 OITA FUNAI 10/11/1962																	
Exc Award (06/30/2016, 06/30/2022, 06/30/2024)			Active	32	0	2	-2	-5.88%	34	9	0			P,S,T,M,VP SC	0		\$474.08
42035 OITA OZAI 11/15/1982																	



Club Health Assessment for District 337 B through June 2025

			Status	Membership							Reports					Finance	LCIF	
Club Number	Club Name	Charter Date		Current Member Count	YTD Members Added	YTD Members Dropped	YTD Net Growth	YTD Net Growth%	Member Count 12 Months Ago	Avg. length of service for dropped members	Months Since Last MMR ***	Yrs. Since Last Officer Report	President Rotation	Vice President Reported ****	Months Since Last Activity Report ***	Account Balance	Donations for current Fiscal Year	
			Number of times on status quo within last two years	If below 15 members appears					If net loss is greater than 20% appears			If no report in 3 months appears in	When more than one year appears in	Number of repeat terms	Notes the officers that do not have an active	If no report at 12 months appears in red		
Exc Award (06/30/2022, 06/30/2024)																		
24474	SAIKI	12/20/1960	Active	8	1	3	-2	-20.00%	10	36	0		5	P,S,T,M,VP SC	0			
117331	SAITO-NISHIMERA	06/26/2012	Active	18	1	1	0	0.00%	18	2	0			P,S,T,M,VP SC	4		\$300.00	
Exc Award (06/30/2019)																		
57996	SANKO	03/18/1996	Active	26	0	2	-2	-7.14%	28	12	2			P,S,T,M,VP SC	0		\$1,159.56	
Exc Award (06/30/2016, 06/30/2018, 06/30/20)																		
24484	TAKACHIHO	12/19/1960	Active	41	3	4	-1	-2.38%	42	3	0			P,S,T,M,VP SC	0		\$3,960.31	
Exc Award (06/30/2017, 06/30/2018, 06/30/20)																		
24477	TAKAHARU	02/20/1968	Cancelled(6*)	0	0	19	-19	-100.00%	19	17	1		None	P,S,T,M,VP SC	6			
Exc Award (06/30/2016, 06/30/2020)																		
107984	TAKANABE MAIZURU	04/05/2010	Active	23	1	4	-3	-11.54%	26	9	0			P,S,T,M,VP SC	1			
Exc Award (06/30/2017, 06/30/2018, 06/30/20)																		
24487	TAKETA	03/09/1964	Active	56	2	4	-2	-3.45%	58	19	0			P,S,T,M,VP SC	0		\$6,120.07	
Exc Award (06/30/2016, 06/30/2018, 06/30/20)																		
49533	TANO	05/22/1989	Active	23	2	2	0	0.00%	23	15	0			P,S,T,M,VP SC	6			
Exc Award (06/30/2022)																		
24490	TSUKUMI	01/10/1961	Active	27	1	3	-2	-6.90%	29	19	0			P,S,T,M,VP SC	0			
Exc Award (06/30/2017, 06/30/2018, 06/30/20)																		
34721	TSURUSAKI RINKAI	11/08/1977	Active	29	2	3	-1	-3.33%	30	3	0			P,S,T,M,VP SC	0		\$130.59	
Exc Award (06/30/2018, 06/30/2020, 06/30/20)																		
24497	USA	03/26/1962	Active	29	3	2	1	3.57%	28	3	0			P,S,T,M,VP SC	0		\$5,642.02	
Exc Award (06/30/2017, 06/30/2019, 06/30/20)																		
44338	USA NAGASU	10/19/1984	Active	22	1	1	0	0.00%	22	9	2			P,S,T,M,VP SC	0		\$3,604.08	
Exc Award (06/30/2016, 06/30/2017)																		
127053	Yabakei	03/16/2016	Active	23	0	5	-5	-17.86%	28	5	0			P,S,T,M,VP SC	0		\$560.00	
Exc Award (06/30/2018, 06/30/2020, 06/30/20)																		
24506	YOKKAICHI-OITA	11/08/1962	Active	51	1	4	-3	-5.56%	54	23	0			P,S,T,M,VP SC	0		\$1,000.01	
Exc Award (06/30/2017, 06/30/2021, 06/30/20)																		
54643	YUFU	06/22/1993	Cancelled(6*)	0	3	24	-21	-100.00%	21	14	0		None	P,S,T,M,VP SC	0		\$340.03	



Club Health Assessment for District 337 B through June 2025

			Status	Membership							Reports				Finance	LCIF		
Club Number	Club Name	Charter Date		Current Member Count	YTD Members Added	YTD Members Dropped	YTD Net Growth	YTD Net Growth%	Member Count 12 Months Ago	Avg. length of service for dropped members	Months Since Last MMR ***	Yrs. Since Last Officer Report	President Rotation	Vice President Reported ****	Months Since Last Activity Report ***	Account Balance	Donations for current Fiscal Year	
			Number of times on status quo within last two years	If below 15 members appears		If net loss is greater than 20% appears					If no report in 3 months appears in	When more than one year appears in	Number of repeat terms	Notes the officers that do not have an active	If no report at 12 months appears in red			
Exc Award (06/30/2024)																		

Clubs Cancelled Previous Fiscal Year – Clubs Cancelled within last 12 months may be reinstated

Club Number	Club Name	Charter Date	Current Status*	Cancellation Date
24434	KUNISAKI	12/03/1965	Cancelled(6*)	06/29/2024
38111	TAKAOKA AMAGAJO	02/26/1980	Cancelled(6*)	06/29/2024

Current Total Clubs Count	YTD New Clubs Count	YTD Cancelled Clubs Count	YTD Net Club Gain	Current Total Members Count	YTD Add	YTD Drop	YTD Net Growth	YTD Net Growth %	Member Count 12 Months Ago	Average Member Count Per Club	% of Clubs with less than 20 members	% No MMR in 3 Months	% No Officer Report in 12 Months	% of Clubs with balance 90+ days	Number of Clubs in Status Quo	% Status Quo Clubs in Financial Suspension	Number of Cancelled Clubs	Average Cancelled Club Age	Members Lost Due to Cancellation	% of Clubs Cancelled for Non-Financial Reasons
57	1	2	-1	2,044	150	212	-62	-2.94%	2,106	36	12%	7%	0%	0%	0	0%	2	96	43	100%

* - P - Priority Club. Cancellation Reasons: 1-Objectives/conduct, 2-Non-active club, 5-Non-existing club, 6-Disbanding, 7-Merger, 8-Financial Suspension, 9-District/Multiple District Dues.


** - Abbreviation: P-President, S-Secretary, T-Treasurer, M-Member Chairperson, VP-First Vice President, MC-Communications Chairperson, SC-Service Chairperson

*** - Abbreviation: N/R - Never reported using the Lions Clubs website, N/A - Not applicable, No password registered for the Lions Clubs website.

**** - Abbreviation: N - New, IP - Immediate Past, R - Repeat.



Club Health Assessment for District 337 C through June 2025

			Status	Membership							Reports					Finance	LCIF	
Club Number	Club Name	Charter Date		Current Member Count	YTD Members Added	YTD Members Dropped	YTD Net Growth	YTD Net Growth%	Member Count 12 Months Ago	Avg. length of service for dropped members	Months Since Last MMR ***	Yrs. Since Last Officer Report	President Rotation	Vice President Reported ****	Months Since Last Activity Report ***	Account Balance	Donations for current Fiscal Year	
			Number of times on status quo within last two years	If below 15 members appears					If net loss is greater than 20% appears			If no report in 3 months appears in	When more than one year appears in	Number of repeat terms	Notes the officers that do not have an active	If no report at 12 months appears in red		
Clubs more than two years old																		
23992	ARIE NISHIARIE L C	01/21/1967	Active	61	5	7	-2	-3.17%	63	10	0				P,S,T,M,VP SC	24+	\$1,640.18	
50146	FUKAE FUTSU Exc Award (06/30/2018)	01/29/1990	Active	40	1	0	1	2.56%	39		11	5	None		P,S,T,M,VP SC	24+	\$1,496.47	
24005	GOTO	11/26/1966	Active	24	1	2	-1	-4.00%	25	2	0				P,S,T,M,VP SC	20	\$3,000.01	
57972	GOTO TSUBAKI	03/11/1996	Active	17	1	3	-2	-10.53%	19	5	0				P,S,T,M,VP SC	24+	\$1,644.96	
106304	HASAMI HONO	08/19/2009	Active	37	1	0	1	2.78%	36		1				P,S,T,M,VP SC	1	\$251.00	
24020	HASAMI L C	02/05/1967	Active	99	2	6	-4	-3.88%	103	11	0				P,S,T,M,VP SC	0	\$3,627.47	
66298	HINOEJO	06/28/2002	Active	39	3	4	-1	-2.50%	40	4	0				P,S,T,M,VP SC	15	\$1,078.14	
36648	HIRADO	02/20/1979	Active	41	0	3	-3	-6.82%	44	25	0				P,S,T,M,VP SC	24+	\$1,806.76	
24007	HIZENARITA	08/04/1968	Active	27	3	2	1	3.85%	26	4	0				P,S,T,M,VP SC	16	\$3,644.95	
24012	IMARI	05/14/1967	Active	121	4	9	-5	-3.97%	126	20	0				P,S,T,M,VP SC	0	\$18,097.68	
24011	ISAHAYA Exc Award (06/30/2017)	12/18/1964	Active	93	6	4	2	2.20%	91	14	0				P,S,T,M,VP SC	12	\$10,080.53	
41284	ISAHAYA CHUO	04/01/1982	Active	89	3	10	-7	-7.29%	96	15	0				P,S,T,M,VP SC	14	\$3,205.17	
47012	ISAHAYA HIGASHI	03/03/1987	Active	55	6	3	3	5.77%	52	16	0				P,S,T,M,VP SC	0	\$13,338.60	
57908	ISAHAYA SEN CHURIAN	02/20/1996	Active	31	9	7	2	6.90%	29	17	0				P,S,T,M,VP SC	N/R	\$1,515.14	
24015	KANZAKI	09/03/1967	Active	50	5	0	5	11.11%	45		0				P,S,T,M,VP SC	0	\$2,823.42	
24016	KARATSU Exc Award (06/30/2017)	10/01/1962	Active	28	0	4	-4	-12.50%	32	6	0				P,S,T,M,VP SC	0	\$4,727.51	
95055	KARATSU CASTLE	01/17/2006	Active	21	0	0	0	0.00%	21		12		None		P,S,T,M,VP SC	24+	\$509.15	
38112	KARATSU RAINBOW Exc Award (06/30/2017)	02/19/1980	Active	48	3	6	-3	-5.88%	51	7	0				P,S,T,M,VP SC	1	\$3,088.09	
24019	KASHIMA	02/26/1961	Active	61	3	9	-6	-8.96%	67	17	0				P,S,T,M,VP SC	9	\$10,201.06	
34798	KISHIMA L C	12/05/1977	Active	65	6	7	-1	-1.52%	66	17	0				P,S,T,M,VP SC	24+	\$4,189.53	
24030	KIYAMA	01/30/1973	Active	35	5	4	1	2.94%	34	8	0				P,S,T,M,VP SC	13	\$500.05	



Club Health Assessment for District 337 C through June 2025

			Status	Membership							Reports					Finance		LCIF
Club Number	Club Name	Charter Date		Current Member Count	YTD Members Added	YTD Members Dropped	YTD Net Growth	YTD Net Growth%	Member Count 12 Months Ago	Avg. length of service for dropped members	Months Since Last MMR ***	Yrs. Since Last Officer Report	President Rotation	Vice President Reported ****	Months Since Last Activity Report ***	Account Balance	Donations for current Fiscal Year	
			Number of times on status quo within last two years	If below 15 members appears				If net loss is greater than 20% appears			If no report in 3 months appears in	When more than one year appears in	Number of repeat terms	Notes the officers that do not have an active	If no report at 12 months red			
67396	KOIMARI	03/07/2003	Active	18	0	0	0	0.00%	18		13			P,S,T,M,VP SC	11		\$595.22	
41640	KOKA	06/21/1982	Active	47	3	6	-3	-6.00%	50	9	0		None	P,S,T,M,VP SC	24+	90+ Days	\$3,323.89	
36180	MIYAKI L C	10/16/1978	Active	41	1	0	1	2.50%	40		2			P,S,T,M,VP SC	0		\$2,148.28	
24041	NAGASAKI	09/02/1957	Active	32	1	2	-1	-3.03%	33	6	2			P,S,T,M,VP SC	4		\$274.36	
65006	NAGASAKI BASIC	02/15/2002	Active	21	1	2	-1	-4.55%	22	13	2			P,S,T,M,VP SC	0			
Exc Award (06/30/2017)																		
24042	NAGASAKI CHUO	03/10/1964	Active	22	4	9	-5	-18.52%	27	9	0		2	P,S,T,M,VP SC	0		\$4,092.85	
43576	NAGASAKI DEJIMA	02/09/1984	Active	34	1	3	-2	-5.56%	36	39	0			P,S,T,M,VP SC	0		\$806.66	
24044	NAGASAKI HIGASHI	04/04/1965	Active	30	2	1	1	3.45%	29	18	2			P,S,T,M,VP SC	24		\$971.72	
24045	NAGASAKI KITA	03/21/1967	Active	22	23	21	2	10.00%	20	20	0		None	P,S,T,M,VP SC	3		\$469.92	
24046	NAGASAKI MINAMI	06/13/1969	Active	97	6	10	-4	-3.96%	101	5	0			P,S,T,M,VP SC	1		\$7,579.20	
24043	NAGASAKI MINATO	06/15/1963	Active	29	4	5	-1	-3.33%	30	7	3			P,S,T,M,VP SC	19		\$300.49	
30294	NAGASAKI NISHI	02/21/1975	Active	34	5	3	2	6.25%	32	13	0			P,S,T,M,VP SC	19		\$1,826.72	
140809	Nagasaki Orion	02/11/2020	Active	20	2	3	-1	-4.76%	21	2	0			P,S,T,M,VP SC	1		\$1,630.98	
88973	NAGASAKI YOUNG	07/21/2005	Active	35	5	1	4	12.90%	31	14	0			P,S,T,M,VP SC	0		\$2,146.19	
Exc Award (06/30/2017)																		
48933	NAGAYO	10/03/1988	Active	17	2	9	-7	-29.17%	24	15	0			P,S,T,M,VP SC	1		\$10,591.07	
59309	NISHIARITA	03/27/1997	Active	37	1	2	-1	-2.63%	38	16	6			P,S,T,M,VP SC	15		\$1,236.46	
104921	OGI TENZAN	03/10/2009	Active	43	8	3	5	13.16%	38	15	0		3	P,S,T,M,VP SC	N/R		\$2,602.54	
32128	OJIKA	04/20/1976	Active	8	0	0	0	0.00%	8		14		15	P,S,T,M,VP SC	7		\$264.52	
24052	OMURA	11/27/1964	Active	77	12	10	2	2.67%	75	20	0			P,S,T,M,VP SC	0		\$18,910.21	
38771	OMURA CHUO	06/06/1980	Active	93	24	2	22	30.99%	71	6	0			P,S,T,M,VP SC	15		\$11,653.27	
84382	OMURA ZAKURA	11/04/2004	Active	20	1	5	-4	-16.67%	24	6	0			P,S,T,M,VP SC	0		\$1,700.54	
24055	SAGA	01/29/1963	Active	36	8	7	1	2.86%	35	14	0			P,S,T,M,VP SC	0		\$509.52	
Exc Award (06/30/2017)																		
24056	SAGA CHUO	07/12/1966	Active	19	1	0	1	5.56%	18		1		None	P,S,T,M,VP SC	24+		\$396.78	



Club Health Assessment for District 337 C through June 2025

			Status	Membership							Reports					Finance	LCIF
Club Number	Club Name	Charter Date		Current Member Count	YTD Members Added	YTD Members Dropped	YTD Net Growth	YTD Net Growth%	Member Count 12 Months Ago	Avg. length of service for dropped members	Months Since Last MMR ***	Yrs. Since Last Officer Report	President Rotation	Vice President Reported ****	Months Since Last Activity Report ***	Account Balance	Donations for current Fiscal Year
			Number of times on status quo within last two years	If below 15 members appears				If net loss is greater than 20% appears			If no report in 3 months appears in	When more than one year appears in	Number of repeat terms	Notes the officers that do not have an active	If no report at 12 months red		
32028	SAGA DAIICHI	04/12/1976	Active	54	2	6	-4	-6.90%	58	10	0			P,S,T,M,VP SC	0		\$5,561.80
67458	SAGA DREAM	03/24/2003	Cancelled(8*)	0	0	13	-13	-100.00%	13	14	1	4	None	P,S,T,M,VP SC	24+	90+ Days	
44918	SAGA EIJO	04/15/1985	Active	23	1	5	-4	-14.81%	27	20	0			P,S,T,M,VP SC	0		\$3,248.23
24057	SAGA HAGAKURE	07/19/1970	Active	74	6	5	1	1.37%	73	24	0			P,S,T,M,VP SC	0		\$9,823.10
32852	SAGA KITA	10/19/1976	Active	17	0	1	-1	-5.56%	18	3	0			P,S,T,M,VP SC	24+		
55347	SAGA NISHI	02/22/1994	Active	35	20	4	16	84.21%	19	8	0			P,S,T,M,VP SC	24+	90+ Days	\$1,800.06
40974	SAGA WAKAKUSU	02/09/1982	Active	28	1	4	-3	-9.68%	31	6	0		None	P,S,T,M,VP SC	24+		\$1,320.06
24061	SASEBO	02/05/1962	Active	34	2	1	1	3.03%	33	9	0			P,S,T,M,VP SC	2		\$3,834.70
Exc Award (06/30/2017)																	
41857	SASEBO BLUE	09/07/1982	Active	24	1	0	1	4.35%	23		0			P,S,T,M,VP SC	15		\$1,661.36
24060	SASEBO CHUO	05/20/1964	Active	23	1	1	0	0.00%	23	13	0			P,S,T,M,VP SC	3		\$1,760.55
Exc Award (06/30/2016)																	
78269	SASEBO EBOSHI	02/18/2004	Active	11	0	11	-11	-50.00%	22	7	0	1	None	P,S,T,M,VP SC	24+		
Exc Award (06/30/2017)																	
57021	SASEBO GREEN	06/02/1995	Active	46	28	7	21	84.00%	25	6	0		2	P,S,T,M,VP SC	3		\$287.42
24059	SASEBO HIGASHI	12/03/1966	Active	34	5	8	-3	-8.11%	37	8	1		None	P,S,T,M,VP SC	14	90+ Days	\$1,581.32
Exc Award (06/30/2017)																	
31500	SASEBO MINAMI	12/29/1975	Active	14	3	0	3	27.27%	11		0		2	P,S,T,M,VP SC	24+		\$365.83
37901	SASEBO MINATO	12/26/1979	Active	26	5	4	1	4.00%	25	6	0			P,S,T,M,VP SC	1		\$489.18
24058	SASEBO NISHI	04/27/1969	Active	16	0	0	0	0.00%	16		13			P,S,T,M,VP SC	24+		\$797.64
24063	SHIMABARA	02/05/1958	Active	99	7	6	1	1.02%	98	13	0			P,S,T,M,VP SC	20		\$5,405.94
24065	TAKAKI KONAGAI	12/11/1966	Active	27	0	0	0	0.00%	27		11			P,S,T,M,VP SC	7		\$198.75
24072	TAKEO	05/29/1969	Active	45	2	1	1	2.27%	44	2	0			P,S,T,M,VP SC	0		\$9,607.82
51772	TAKEO CHUO	06/06/1991	Active	32	2	2	0	0.00%	32	33	0			P,S,T,M,VP SC	0		\$1,779.04
Exc Award (06/30/2017)																	
75937	TAKEO MIFUNE	06/30/2003	Active	9	1	1	0	0.00%	9	15	1	5	None	P,S,T,M,VP SC	24+		\$567.63



Club Health Assessment for District 337 C through June 2025

			Status	Membership							Reports					Finance	LCIF
Club Number	Club Name	Charter Date		Current Member Count	YTD Members Added	YTD Members Dropped	YTD Net Growth	YTD Net Growth%	Member Count 12 Months Ago	Avg. length of service for dropped members	Months Since Last MMR ***	Yrs. Since Last Officer Report	President Rotation	Vice President Reported ****	Months Since Last Activity Report ***	Account Balance	Donations for current Fiscal Year
			Number of times on status quo within last two years	If below 15 members appears				If net loss is greater than 20% appears			If no report in 3 months appears in	When more than one year appears in	Number of repeat terms	Notes the officers that do not have an active	If no report at 12 months appears in red		
24071	TAKU	10/23/1966	Active	32	4	4	0	0.00%	32	17	0			P,S,T,M,VP SC	5		\$1,885.91
32875	TARAMI	10/26/1976	Active	19	0	2	-2	-9.52%	21	25	11			P,S,T,M,VP SC	24+		\$198.75
24068	TOSU	10/10/1960	Active	60	3	5	-2	-3.23%	62	11	0			P,S,T,M,VP SC	0		\$2,751.24
30901	TOSU YOKI	06/10/1975	Active	79	14	4	10	14.49%	69	8	0			P,S,T,M,VP SC	2		\$7,199.96
24075	UNZEN OBAMA L C Exc Award (06/30/2017)	03/15/1967	Active	45	2	2	0	0.00%	45	50	3		None	P,S,T,M,VP SC	2		\$7,444.25
24074	URESHINO Exc Award (06/30/2017)	03/22/1964	Active	16	0	0	0	0.00%	16		14	1	None	P,S,T,M,VP SC	12		\$200.00

Clubs Cancelled Previous Fiscal Year – Clubs Cancelled within last 12 months may be reinstated

Club Number	Club Name	Charter Date	Current Status*	Cancellation Date
36954	KAWATANA	04/09/1979	Cancelled(6*)	06/29/2024
24037	MATSUURA	02/01/1965	Cancelled(6*)	06/29/2024

Current Total Clubs Count	YTD New Clubs Count	YTD Cancelled Clubs Count	YTD Net Club Gain	Current Total Members Count	YTD Add	YTD Drop	YTD Net Growth	YTD Net Growth %	Member Count 12 Months Ago	Average Member Count Per Club	% of Clubs with less than 20 members	% No MMR in 3 Months	% No Officer Report in 12 Months	% of Clubs with balance 90+ days	Number of Clubs in Status Quo	% Status Quo Clubs in Financial Suspension	Number of Cancelled Clubs	Average Cancelled Club Age	Members Lost Due to Cancellation	% of Clubs Cancelled for Non-Financial Reasons
70	0	1	-1	2,836	292	291	1	0.04%	2,835	41	17%	16%	6%	4%	0	0%	1	127	13	0%

* - P - Priority Club. Cancellation Reasons: 1-Objectives/conduct, 2-Non-active club, 5-Non-existing club, 6-Disbanding, 7-Merger, 8-Financial Suspension, 9-District/Multiple District Dues.

** - Abbreviation: P-President, S-Secretary, T-Treasurer, M-Member Chairperson, VP-First Vice President, MC-Communications Chairperson, SC-Service Chairperson

*** - Abbreviation: N/R - Never reported using the Lions Clubs website, N/A - Not applicable, No password registered for the Lions Clubs website.

**** - Abbreviation: N - New, IP - Immediate Past, R - Repeat.



Club Health Assessment for District 337 D through June 2025

			Status	Membership						Reports					Finance		LCIF	
Club Number	Club Name	Charter Date		Current Member Count	YTD Members Added	YTD Members Dropped	YTD Net Growth	YTD Net Growth%	Member Count 12 Months Ago	Avg. length of service for dropped members	Months Since Last MMR ***	Yrs. Since Last Officer Report	President Rotation	Vice President Reported *****	Months Since Last Activity Report ***	Account Balance	Donations for current Fiscal Year	
			Number of times on status quo within last two years	If below 15 members appears					If net loss is greater than 20% appears			If no report in 3 months appears in	When more than one year appears in	Number of repeat terms	Notes the officers that do not have an active red	If no report in 12 months appears in red		
Clubs less than two years old																		
182124	Amamioshima Ao Virtual	05/12/2025	Newly Chartered	25	25	0	25	100.00%	0		0			P,S,T,M,VP SC	N/R			
157443	Okinawa Peace Medical	03/14/2024	Active	20	2	6	-4	-16.67%	24	2	0		2	P,S,T,M,VP SC	N/A			
157278	Okinawa Yui	02/14/2024	Active	27	4	6	-2	-6.90%	29	1	0		None	P,S,T,M,VP SC	5			
Clubs more than two years old																		
24380	AIRA	01/18/1969	Active	14	2	2	0	0.00%	14	3	1		3	P,S,T,M,VP SC	6		\$500.01	
24382	AKUNE	09/01/1963	Active	25	4	2	2	8.70%	23	16	0			P,S,T,M,VP SC	1		\$1,300.14	
136155	Amami Naze	08/10/2018	Active	18	1	6	-5	-21.74%	23	6	0			P,S,T,M,VP SC	N/R			
24456	AMAMIOSHIMA	11/26/1966	Active	55	0	14	-14	-20.29%	69	11	1			P,S,T,M,VP SC	20		\$1,080.00	
64542	CHATAN	06/30/2001	Active	25	0	2	-2	-7.41%	27	2	0			P,S,T,M,VP SC	0		\$1,500.00	
24394	FUKIAGE	11/27/1969	Active	20	0	2	-2	-9.09%	22	29	1			P,S,T,M,VP SC	0			
24396	GINOWAN HAGOROMO	11/25/1963	Active	23	2	1	1	4.55%	22	2	0			P,S,T,M,VP SC	15		\$360.00	
59781	HIOKI CHUO	06/18/1997	Active	19	0	2	-2	-9.52%	21	12	2			P,S,T,M,VP SC	24+			
32130	IBUSUKI	04/20/1976	Active	27	6	10	-4	-12.90%	31	11	0			P,S,T,M,VP SC	0		\$294.46	
36028	ICHIKIGO	08/14/1978	Active	7	0	0	0	0.00%	7		17			P,S,T,M,VP SC	16		\$140.24	
24467	ISA	10/29/1963	Active	23	4	1	3	15.00%	20	21	0		None	P,S,T,M,VP SC	3		\$1,460.00	
24403	ISHIKAWA	12/08/1971	Active	44	3	6	-3	-6.38%	47	2	2			P,S,T,M,VP SC	0		\$800.01	
Exc Award (06/30/2016, 06/30/2020, 06/30/2024)																		
119602	Itomanhakugin	06/10/2013	Active	27	0	3	-3	-10.00%	30	13	0			P,S,T,M,VP SC	4		\$1,460.01	
Exc Award (06/30/2024)																		
24406	IZUMI	07/10/1962	Active	46	4	5	-1	-2.13%	47	12	0			P,S,T,M,VP SC	5		\$1,940.00	
36788	KADENA YOMITAN L C	03/05/1979	Active	14	0	0	0	0.00%	14		10			P,S,T,M,VP SC	24+		\$700.08	
24408	KAGOSHIMA	06/02/1960	Active	41	4	9	-5	-10.87%	46	21	0			P,S,T,M,VP SC	7			
24409	KAGOSHIMA CHUO	11/21/1963	Active	32	6	2	4	14.29%	28	8	1			P,S,T,M,VP SC	0		\$5,519.07	
Exc Award (06/30/2018)																		



Club Health Assessment for District 337 D through June 2025

Club Number	Club Name	Charter Date	Status	Membership							Reports					Finance	LCIF
				Current Member Count	YTD Members Added	YTD Members Dropped	YTD Net Growth	YTD Net Growth%	Member Count 12 Months Ago	Avg. length of service for dropped members	Months Since Last MMR ***	Yrs. Since Last Officer Report	President Rotation	Vice President Reported ****	Months Since Last Activity Report ***	Account Balance	Donations for current Fiscal Year
			Number of times on status quo within last two years	If below 15 members appears				If net loss is greater than 20% appears			If no report in 3 months appears	When more than one year appears in	Number of repeat terms	Notes the officers that do not have an active	If no report at 12 months appears in red		
38535	KAGOSHIMA DAI ICHI	05/28/1980	Active	28	4	6	-2	-6.67%	30	15	0			P,S,T,M,VP SC	0		\$5,000.01
	Exc Award (06/30/2024)																
108578	KAGOSHIMA ISHIN	06/10/2010	Active	19	0	9	-9	-32.14%	28	11	0			P,S,T,M,VP SC	18		
	Exc Award (06/30/2016)																
64779	KAGOSHIMA KORYO	11/08/2001	Active	8	0	1	-1	-11.11%	9	6	8			P,S,T,M,VP SC	8		\$521.56
55882	KAGOSHIMA LIBERTY	06/23/1994	Active	20	1	3	-2	-9.09%	22	20	0			P,S,T,M,VP SC	0		\$1,700.04
84881	KAGOSHIMA MEIRIN	02/22/2005	Active	10	2	3	-1	-9.09%	11	11	0			P,S,T,M,VP SC	12		\$1,700.00
24411	KAGOSHIMA NANSHU	05/02/1962	Active	45	3	3	0	0.00%	45	10	0			P,S,T,M,VP SC	0		\$1,000.00
	Exc Award (06/30/2022)																
48993	KAGOSHIMA REIMEI	10/28/1988	Active	23	1	5	-4	-14.81%	27	30	0			P,S,T,M,VP SC	0		\$6,000.07
24412	KAGOSHIMA SATSUMA	07/08/1969	Active	46	5	2	3	6.98%	43	22	1			P,S,T,M,VP SC	7		\$5,150.01
	Exc Award (06/30/2019, 06/30/2024)																
29664	KAGOSHIMA SHIROYAMA	07/24/1974	Active	74	4	9	-5	-6.33%	79	12	0			P,S,T,M,VP SC	9		\$2,960.00
	Exc Award (06/30/2019, 06/30/2020, 06/30/2024)																
24488	KAGOSHIMA TANIYAMA	06/03/1963	Active	39	12	3	9	30.00%	30	17	0			P,S,T,M,VP SC	0		\$1,560.01
153548	Kagoshima Youth	01/27/2023	Active	18	4	4	0	0.00%	18	2	0		2	P,S,T,M,VP SC	N/A		
24415	KANOYA	11/16/1966	Active	42	5	2	3	7.69%	39	5	0			P,S,T,M,VP SC	4		\$1,100.00
	Exc Award (06/30/2016, 06/30/2020)																
50991	KANOYA DAIICHI	10/02/1990	Active	21	8	2	6	40.00%	15	15	1			P,S,T,M,VP SC	7		
24416	KASEDA	05/01/1962	Active	40	4	1	3	8.11%	37	2	1			P,S,T,M,VP SC	24+		\$3,600.01
24414	KAWANABE	03/22/1965	Active	30	5	6	-1	-3.23%	31	23	0		None	P,S,T,M,VP SC	7		
46995	KIKAI	02/23/1987	Active	19	3	4	-1	-5.00%	20	7	0			P,S,T,M,VP SC	18		\$1,400.00
24420	KIRISHIMA	11/24/1968	Active	9	0	0	0	0.00%	9		6		7	P,S,T,M,VP SC	14		
141614	Kirishima Mirai	06/01/2020	Active	48	1	3	-2	-4.00%	50	1	1			P,S,T,M,VP SC	2		\$12,000.00
67061	KIRISHIMA SENIOR	01/14/2003	Active	11	0	2	-2	-15.38%	13	15	0			P,S,T,M,VP SC	24+		
24424	KOKUBU HAYATO	11/21/1961	Active	30	5	6	-1	-3.23%	31	10	0			P,S,T,M,VP SC	3		
24432	KUSHIKINO	02/12/1965	Active	44	4	5	-1	-2.22%	45	7	0			P,S,T,M,VP SC	0		\$4,213.22



Club Health Assessment for District 337 D through June 2025

			Status	Membership							Reports					Finance		LCIF
Club Number	Club Name	Charter Date		Current Member Count	YTD Members Added	YTD Members Dropped	YTD Net Growth	YTD Net Growth%	Member Count 12 Months Ago	Avg. length of service for dropped members	Months Since Last MMR ***	Yrs. Since Last Officer Report	President Rotation	Vice President Reported ****	Months Since Last Activity Report ***	Account Balance	Donations for current Fiscal Year	
			Number of times on status quo within last two years	If below 15 members appears				If net loss is greater than 20% appears			If no report in 3 months appears in	When more than one year appears in	Number of repeat terms	Notes the officers that do not have an active	If no report at 12 months appears in red			
Exc Award (06/30/2024)																		
24437	MAKURAZAKI	10/05/1963	Active	35	5	3	2	6.06%	33	7	0			P,S,T,M,VP SC	13		\$1,080.01	
24444	MIYAKO	03/25/1962	Active	35	2	6	-4	-10.26%	39	9	0		2	P,S,T,M,VP SC	1		\$2,890.86	
Exc Award (06/30/2020)																		
24447	MIYANOJO	03/16/1966	Active	16	1	1	0	0.00%	16	3	2		2	P,S,T,M,VP SC	0		\$1,097.79	
Exc Award (06/30/2024)																		
43696	NAGASHIMA	03/07/1984	Active	23	4	2	2	9.52%	21	8	2			P,S,T,M,VP SC	6		\$1,400.00	
24452	NAGO	10/24/1961	Active	34	8	7	1	3.03%	33	10	0			P,S,T,M,VP SC	15			
149840	Naha	02/10/2022	Active	28	1	2	-1	-3.45%	29	2	1			P,S,T,M,VP SC	7		\$1,250.01	
24468	OKINAWA	12/18/1958	Active	76	4	11	-7	-8.43%	83	6	0			P,S,T,M,VP SC	23		\$20,382.24	
Exc Award (06/30/2016, 06/30/2017, 06/30/20)																		
152924	Okinawa Kakyo	11/09/2022	Active	20	0	0	0	0.00%	20		15		None	P,S,T,M,VP SC	N/A			
24395	OKINAWA KEYSTONE	05/29/1962	Cancelled(6*)	0	0	0	0	0.00%	0		12	2	None	P,S,T,M,VP SC	24+			
138001	Okinawa Peace	04/22/2019	Active	21	0	3	-3	-12.50%	24	2	0			P,S,T,M,VP SC	16			
24466	OKINOERABU L C	11/28/1973	Active	36	5	5	0	0.00%	36	3	3			P,S,T,M,VP SC	13		\$1,500.75	
59061	ONNA	01/30/1997	Active	30	4	4	0	0.00%	30	7	2			P,S,T,M,VP SC	1		\$480.09	
49809	SATSUMASENDAI MIRAI	08/15/1989	Active	37	4	7	-3	-7.50%	40	6	0			P,S,T,M,VP SC	1		\$2,661.26	
Exc Award (06/30/2017)																		
24480	SENDAI	04/21/1966	Active	32	3	8	-5	-13.51%	37	12	0		None	P,S,T,M,VP SC	0		\$11,908.48	
57950	SENDAI DAIICHI	03/11/1996	Active	27	4	3	1	3.85%	26	11	-1			P,S,T,M,VP SC	4		\$15,061.47	
96395	SENDAI NADESHIKO	03/02/2006	Active	19	2	2	0	0.00%	19	2	2			P,S,T,M,VP SC	1		\$741.27	
24478	SETOUCHI	11/24/1966	Active	25	0	5	-5	-16.67%	30	6	1			P,S,T,M,VP SC	24+		\$520.00	
24482	SHIBUSHI	08/06/1966	Active	21	1	2	-1	-4.55%	22	23	0			P,S,T,M,VP SC	13		\$419.94	
143140	Shimajiri Kasuri	10/08/2020	Active	23	2	2	0	0.00%	23	4	0			P,S,T,M,VP SC	2		\$380.00	
Exc Award (06/30/2024)																		
24453	SHURI CASTLE	03/27/1962	Active	29	4	2	2	7.41%	27	18	0			P,S,T,M,VP SC	12		\$10,000.00	
24479	SUEYOSHI	05/28/1966	Cancelled(6*)	0	0	16	-16	-100.00%	16	13	7		None	P,S,T,M,VP SC	13			



Club Health Assessment for District 337 D through June 2025

			Status	Membership							Reports					Finance		LCIF
Club Number	Club Name	Charter Date		Current Member Count	YTD Members Added	YTD Members Dropped	YTD Net Growth	YTD Net Growth%	Member Count 12 Months Ago	Avg. length of service for dropped members	Months Since Last MMR ***	Yrs. Since Last Officer Report	President Rotation	Vice President Reported ****	Months Since Last Activity Report ***	Account Balance	Donations for current Fiscal Year	
			Number of times on status quo within last two years	If below 15 members appears				If net loss is greater than 20% appears			If no report in 3 months appears in	When more than one year appears in	Number of repeat terms	Notes the officers that do not have an active	If no report at 12 months appears in red			
62830	TAKARABE	02/23/2000	Active	17	0	0	0	0.00%	17		1			P,S,T,M,VP SC	16		\$660.02	
24494	TANEGASHIMA L C	10/25/1967	Active	42	2	1	1	2.44%	41	23	0			P,S,T,M,VP SC	6		\$1,840.00	
32132	TOGO-SATSUMA L C	04/22/1976	Active	13	0	0	0	0.00%	13		13			P,S,T,M,VP SC	8		\$681.47	
24492	TOKUNOSHIMA	11/25/1966	Active	23	2	1	1	4.55%	22	5	-1			P,S,T,M,VP SC	24+			
32656	URASOE	07/19/1976	Active	58	4	11	-7	-10.77%	65	11	0			P,S,T,M,VP SC	9		\$2,980.00	
Exc Award (06/30/2021, 06/30/2022, 06/30/2023)																		
43689	URASOE TEDAKO	03/05/1984	Active	57	5	5	0	0.00%	57	16	0			P,S,T,M,VP SC	1		\$2,750.01	
Exc Award (06/30/2017, 06/30/2020, 06/30/2023)																		
24502	YAEYAMA	03/16/1962	Active	52	17	8	9	20.93%	43	7	0			P,S,T,M,VP SC	8		\$4,400.00	
Exc Award (06/30/2016, 06/30/2017, 06/30/2023)																		
41948	YORON	10/05/1982	Active	16	0	0	0	0.00%	16		14			P,S,T,M,VP SC	24+			

Clubs Cancelled Previous Fiscal Year – Clubs Cancelled within last 12 months may be reinstated

Club Number	Club Name	Charter Date	Current Status*	Cancellation Date
52742	KAGOSHIMA MINAMI	03/23/1992	Cancelled(6*)	06/29/2024
66296	TOMIGUSUKU	06/28/2002	Cancelled(8*)	12/29/2023

Current Total Clubs Count	YTD New Clubs Count	YTD Cancelled Clubs Count	YTD Net Club Gain	Current Total Members Count	YTD Add	YTD Drop	YTD Net Growth	YTD Net Growth %	Member Count 12 Months Ago	Average Member Count Per Club	% of Clubs with less than 20 members	% No MMR in 3 Months	% No Officer Report in 12 Months	% of Clubs with balance 90+ days	Number of Clubs in Status Quo	% Status Quo Clubs in Financial Suspension	Number of Cancelled Clubs	Average Cancelled Club Age	Members Lost Due to Cancellation	% of Clubs Cancelled for Non-Financial Reasons
68	1	2	-1	2,001	222	275	-53	-2.58%	2,054	29	25%	12%	0%	0%	0	0%	2	87	16	50%

* - P - Priority Club. Cancellation Reasons: 1-Objectives/conduct, 2-Non-active club, 5-Non-existing club, 6-Disbanding, 7-Merger, 8-Financial Suspension, 9-District/Multiple District Dues.

** - Abbreviation: P-President, S-Secretary, T-Treasurer, M-Member Chairperson, VP-First Vice President, MC-Communications Chairperson, SC-Service Chairperson

*** - Abbreviation: N/R - Never reported using the Lions Clubs website, N/A - Not applicable, No password registered for the Lions Clubs website.

**** - Abbreviation: N - New, IP - Immediate Past, R - Repeat.



Club Health Assessment for District 337 E through June 2025

			Status	Membership							Reports					Finance		LCIF
Club Number	Club Name	Charter Date		Current Member Count	YTD Members Added	YTD Members Dropped	YTD Net Growth	YTD Net Growth%	Member Count 12 Months Ago	Avg. length of service for dropped members	Months Since Last MMR ***	Yrs. Since Last Officer Report	President Rotation	Vice President Reported ****	Months Since Last Activity Report ***	Account Balance	Donations for current Fiscal Year	
			Number of times on status quo within last two years	If below 15 members appears				If net loss is greater than 20% appears			If no report in 3 months appears in	When more than one year appears in	Number of repeat terms	Notes the officers that do not have an active	If no report at 12 months appears in red			
Clubs more than two years old																		
24385	AMAKUSA HONDO LC	03/22/1970	Active	70	5	1	4	6.06%	66	3	4			P,S,T,M,VP SC	9		\$3,417.96	
	Exc Award (06/30/2019)																	
24386	ARAO	10/12/1960	Active	38	5	8	-3	-7.32%	41	8	0			P,S,T,M,VP SC	0		\$3,801.76	
	Exc Award (06/30/2021)																	
24387	ASHIKITA	01/19/1964	Active	31	3	0	3	10.71%	28		0			P,S,T,M,VP SC	0		\$2,351.95	
	Exc Award (06/30/2022)																	
24388	ASO	03/20/1969	Active	43	0	1	-1	-2.27%	44	24	6			P,S,T,M,VP SC	0		\$2,372.96	
	Exc Award (06/30/2019)																	
51103	ASO ICHINOMIYA	12/03/1990	Active	0	0	16	-16	-100.00%	16	25	0		None	P,S,T,M,VP SC	10		\$1,019.95	
60935	CHUO	06/23/1998	Active	31	4	1	3	10.71%	28	27	0		None	P,S,T,M,VP SC	0		\$572.32	
122832	Higo Higashi	07/25/2014	Active	48	2	9	-7	-12.73%	55	9	0			P,S,T,M,VP SC	2		\$9,860.13	
	Exc Award (06/30/2020)																	
88766	HIGO REIMEI	06/27/2005	Active	44	2	2	0	0.00%	44	10	5			P,S,T,M,VP SC	0		\$4,566.89	
	Exc Award (06/30/2019, 06/30/2024)																	
24400	HITOYOSHI	02/06/1961	Active	26	4	2	2	8.33%	24	14	0		2	P,S,T,M,VP SC	0		\$3,919.94	
	Exc Award (06/30/2018)																	
50473	JYONAN	04/25/1990	Active	18	0	2	-2	-10.00%	20	6	0			P,S,T,M,VP SC	8		\$2,881.12	
24418	KIKUCHI	02/10/1963	Active	26	2	2	0	0.00%	26	42	4			P,S,T,M,VP SC	11		\$2,701.00	
24422	KOSA	03/18/1969	Active	34	7	8	-1	-2.86%	35	6	-1			P,S,T,M,VP SC	0		\$898.96	
56683	KOSHI	03/21/1995	Active	36	7	7	0	0.00%	36	5	0			P,S,T,M,VP SC	2		\$3,818.02	
153822	Kuma Hitoyoshi Yuba	02/28/2023	Active	0	1	10	-9	-100.00%	9	2	0		None	P,S,T,M,VP SC	5		\$391.07	
24426	KUMAMOTO	08/06/1958	Active	50	4	3	1	2.04%	49	10	1		2	P,S,T,M,VP SC	8		\$831.03	
	Exc Award (06/30/2022)																	
42736	KUMAMOTO & OZU	05/16/1983	Active	17	1	2	-1	-5.56%	18	1	0			P,S,T,M,VP SC	2		\$1,889.24	
127518	Kumamoto Aoi	05/16/2016	Active	18	2	2	0	0.00%	18	57	0			P,S,T,M,VP SC	8		\$1,156.72	
24436	KUMAMOTO CASTLE	12/02/1968	Active	30	0	3	-3	-9.09%	33	4	0			P,S,T,M,VP SC	7		\$791.35	
	Exc Award (06/30/2017)																	



Club Health Assessment for District 337 E through June 2025

			Status	Membership							Reports					Finance	LCIF
Club Number	Club Name	Charter Date		Current Member Count	YTD Members Added	YTD Members Dropped	YTD Net Growth	YTD Net Growth%	Member Count 12 Months Ago	Avg. length of service for dropped members	Months Since Last MMR ***	Yrs. Since Last Officer Report	President Rotation	Vice President Reported ****	Months Since Last Activity Report ***	Account Balance	Donations for current Fiscal Year
			Number of times on status quo within last two years	If below 15 members appears				If net loss is greater than 20% appears			If no report in 3 months appears in	When more than one year appears in	Number of repeat terms	Notes the officers that do not have an active	If no report at 12 months red		
24428	KUMAMOTO CHUO	01/22/1963	Active	32	1	2	-1	-3.03%	33	8	4			P,S,T,M,VP SC	7		\$698.93
	Exc Award (06/30/2023)																
24431	KUMAMOTO DAI ICHI	09/18/1965	Active	57	4	9	-5	-8.06%	62	2	0			P,S,T,M,VP SC	2		\$9,086.02
	Exc Award (06/30/2021, 06/30/2022, 06/30/2023)																
84940	KUMAMOTO HAKUMON	03/02/2005	Active	22	1	3	-2	-8.33%	24	16	0			P,S,T,M,VP SC	8		\$319.44
116251	KUMAMOTO HEISEI	03/06/2012	Active	83	5	4	1	1.22%	82	7	0			P,S,T,M,VP SC	2		\$4,503.12
	Exc Award (06/30/2021)																
42735	KUMAMOTO HIGASHI	05/10/1983	Active	23	0	2	-2	-8.00%	25	29	0			P,S,T,M,VP SC	2		\$2,261.69
37110	KUMAMOTO HINOKUNI	05/14/1979	Active	63	9	7	2	3.28%	61	2	0			P,S,T,M,VP SC	2		\$7,298.64
	Exc Award (06/30/2017, 06/30/2024)																
85014	KUMAMOTO JOHOKU	03/11/2005	Active	19	1	1	0	0.00%	19	1	0			P,S,T,M,VP SC	4		\$2,399.33
	Exc Award (06/30/2017, 06/30/2023)																
111705	KUMAMOTO JOTO	07/26/2011	Active	36	2	2	0	0.00%	36	11	3			P,S,T,M,VP SC	0		\$1,675.57
	Exc Award (06/30/2017)																
52528	KUMAMOTO KINBO	02/18/1992	Active	29	4	6	-2	-6.45%	31	3	4			P,S,T,M,VP SC	4		\$7,100.50
54316	KUMAMOTO LIBERTY	04/05/1993	Active	10	1	0	1	11.11%	9		7		5	P,S,T,M,VP SC	5		\$917.54
24433	KUMAMOTO MAGNA	01/18/1967	Active	30	3	3	0	0.00%	30	27	0			P,S,T,M,VP SC	8		\$2,437.48
	Exc Award (06/30/2023)																
43963	KUMAMOTO MINAMI	05/14/1984	Active	34	1	0	1	3.03%	33		0			P,S,T,M,VP SC	6		\$6,083.34
	Exc Award (06/30/2023)																
101812	KUMAMOTO OHEKIJO	05/02/2008	Active	47	1	6	-5	-9.62%	52	8	0			P,S,T,M,VP SC	5		\$394.80
31382	KUMAMOTO RINDO	11/21/1975	Active	50	9	4	5	11.11%	45	3	0			P,S,T,M,VP SC	4		\$6,760.95
43695	KUMAMOTO RYUHO	03/28/1984	Active	20	0	1	-1	-4.76%	21	12	0			P,S,T,M,VP SC	3		\$1,528.96
	Exc Award (06/30/2021)																
135126	Kumamoto Tashi	06/14/2018	Active	22	0	1	-1	-4.35%	23	3	0		2	P,S,T,M,VP SC	6		\$1,899.41
24438	MENDA	10/11/1966	Active	54	9	5	4	8.00%	50	22	0			P,S,T,M,VP SC	2		\$6,653.68
	Exc Award (06/30/2023)																
24440	MIFUNE	03/01/1970	Active	47	5	5	0	0.00%	47	11	2			P,S,T,M,VP SC	0		\$2,131.33




Club Health Assessment for District 337 E through June 2025

			Status		Membership							Reports					Finance		LCIF	
Club Number	Club Name	Charter Date			Current Member Count	YTD Members Added	YTD Members Dropped	YTD Net Growth	YTD Net Growth%	Member Count 12 Months Ago	Avg. length of service for dropped members	Months Since Last MMR ***	Yrs. Since Last Officer Report	President Rotation	Vice President Reported ****	Months Since Last Activity Report ***	Account Balance	Donations for current Fiscal Year		
			Number of times on status quo within last two years		If below 15 members appears				If net loss is greater than 20% appears			If no report in 3 months appears in	When more than one year appears in	Number of repeat terms	Notes the officers that do not have an active	If no report at 12 months appears in red				
Exc Award (06/30/2017)																				
24442	MINAMATA	06/01/1960	Active		29	3	2	1	3.57%	28	9	1		2	P,S,T,M,VP SC	0		\$1,647.32		
29975	NAGASUARIAKE	11/27/1974	Active		0	0	12	-12	-100.00%	12	19	0		None	P,S,T,M,VP SC	7		\$351.21		
62920	NISHIKI	03/13/2000	Active		28	4	1	3	12.00%	25	0	0			P,S,T,M,VP SC	10		\$4,219.96		
Exc Award (06/30/2022)																				
41119	OGAWA HIGOOGAWA	03/10/1982	Active		9	1	2	-1	-10.00%	10	13	0		4	P,S,T,M,VP SC	0		\$487.01		
24471	PEARL LINE	06/20/1969	Active		42	6	7	-1	-2.33%	43	17	0			P,S,T,M,VP SC	7		\$2,722.14		
Exc Award (06/30/2017, 06/30/2019, 06/30/20)																				
24500	TAKAMORI	06/24/1969	Active		18	2	4	-2	-10.00%	20	12	0			P,S,T,M,VP SC	0		\$436.61		
24486	TAMANA	02/18/1962	Active		62	2	6	-4	-6.06%	66	26	2			P,S,T,M,VP SC	4		\$1,147.65		
24455	TAMANA SHODAI	10/28/1969	Active		10	0	3	-3	-23.08%	13	5	8			P,S,T,M,VP SC	3		\$290.42		
30295	TOMOCHI	02/28/1975	Active		35	1	2	-1	-2.78%	36	22	0			P,S,T,M,VP SC	0		\$527.40		
24496	UEKI	03/15/1967	Active		32	4	2	2	6.67%	30	24	2			P,S,T,M,VP SC	1		\$4,317.83		
37400	USHIBUKA	06/12/1979	Active		9	2	0	2	28.57%	7		0			P,S,T,M,VP SC	7		\$311.54		
24499	UTO	04/28/1964	Active		51	8	3	5	10.87%	46	9	0			P,S,T,M,VP SC	11		\$14,853.23		
Exc Award (06/30/2017, 06/30/2019, 06/30/20)																				
24503	YAMAGA	02/04/1969	Active		27	2	0	2	8.00%	25		6			P,S,T,M,VP SC	10		\$3,919.41		
24501	YAMATO	03/07/1969	Cancelled(6*)		0	0	17	-17	-100.00%	17	14	0		None	P,S,T,M,VP SC	2		\$316.69		
24505	YATSUSHIRO	11/18/1965	Active		10	2	0	2	25.00%	8		3			P,S,T,M,VP SC	11		\$166.77		
24476	YATSUSHIRO KUMAGAWA	12/22/1968	Active		26	1	21	-20	-43.48%	46	12	0			P,S,T,M,VP SC	1		\$1,606.52		
Exc Award (06/30/2023, 06/30/2024)																				
Current Total Clubs Count	YTD New Clubs Count	YTD Cancelled Clubs Count	YTD Net Club Gain	Current Total Members Count	YTD Add	YTD Drop	YTD Net Growth	YTD Net Growth %	Member Count 12 Months Ago	Average Member Count Per Club	% of Clubs with less than 20 members	% No MMR in 3 Months	% No Officer Report in 12 Months	% of Clubs with balance 90+ days	Number of Clubs in Status Quo	% Status Quo Clubs in Financial Suspension	Number of Cancelled Clubs	Average Cancelled Club Age	Members Lost Due to Cancellation	% of Clubs Cancelled for Non-Financial Reasons
51	0	1	-1	1,626	143	222	-79	-4.63%	1,705	32	25%	22%	0%	0%	0	0%	1	56	17	100%



Club Health Assessment for District 337 E through June 2025

			Status	Membership							Reports					Finance	LCIF
Club Number	Club Name	Charter Date		Current Member Count	YTD Members Added	YTD Members Dropped	YTD Net Growth	YTD Net Growth%	Member Count 12 Months Ago	Avg. length of service for dropped members	Months Since Last MMR ***	Yrs. Since Last Officer Report	President Rotation	Vice President Reported ****	Months Since Last Activity Report ***	Account Balance	Donations for current Fiscal Year
			Number of times on status quo within last two years	If below 15 members appears				If net loss is greater than 20% appears			If no report in 3 months appears in	When more than one year appears in	Number of repeat terms	Notes the officers that do not have an active	If no report at 12 months appears in red		